

# ANALYSIS AND ACTION TAKEN REPORT OF FEEDBACK FROM STUDENTS ON FACULTY

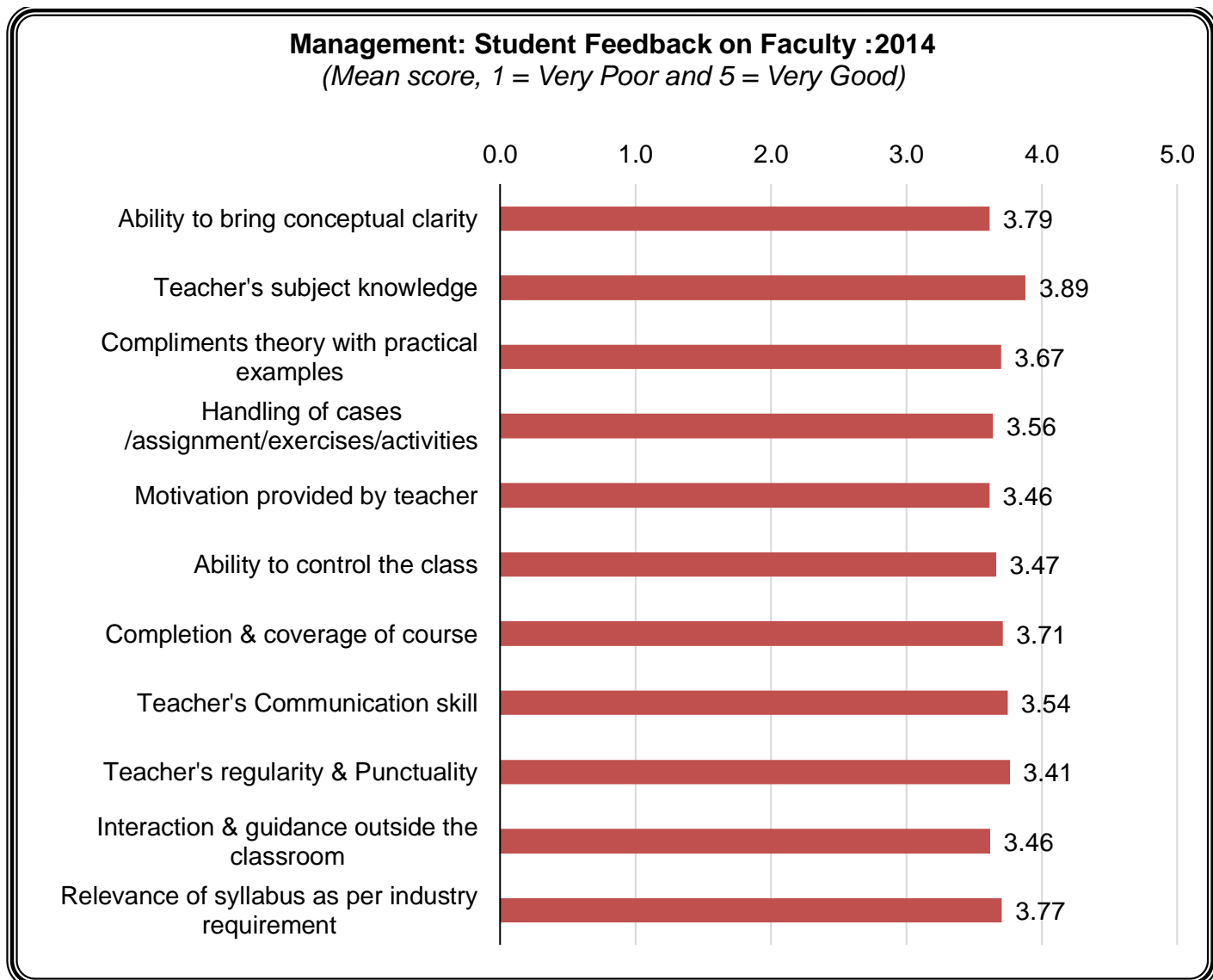
Academic Year - 2014

## Feedback from Stakeholders

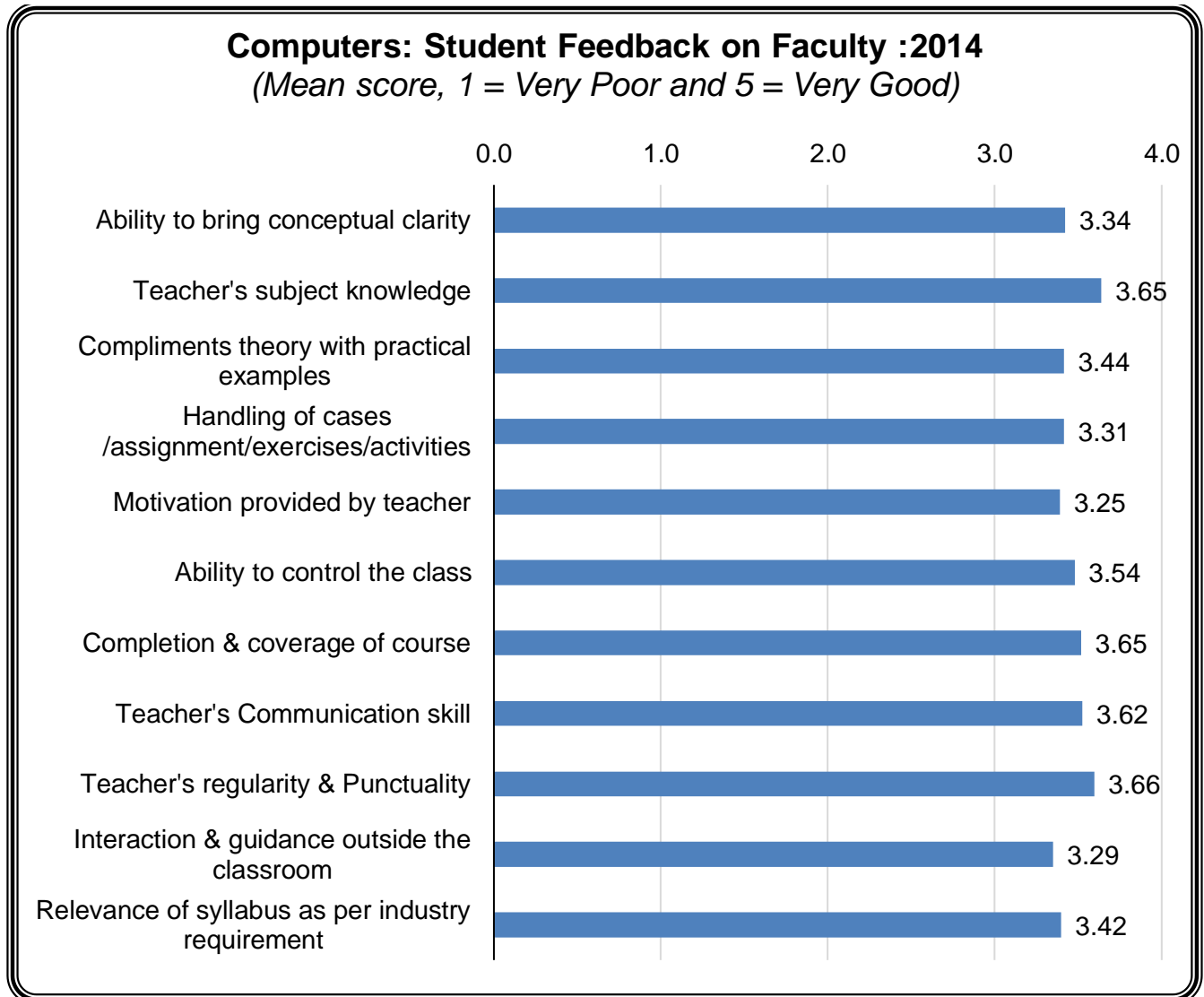
The institute initiates structured feedback activity to obtain feedback from internal and external stakeholders. Where in which the feedback is collected on various points analyzed and appropriate actions are taken.

### 1. Student Feedback for Faculty

Feedback from students was taken on faculty using Five point Likert scale ranging from 1 to 5 in which 1 indicates very poor and 5 indicates very good. Given chart depict the parameter wise mean score of the same;



The mean score of parameters namely ability to bring conceptual clarity, teacher's subject knowledge, completion & coverage of course, relevance of syllabus as per industry requirement is more than 3.7 which shows that teacher are able to bring the conceptual clarity and complete the syllabus timely. Further, syllabus is as per the requirement of industry requirements. As the score is comparatively low in teacher's regularity and class controlling ability, necessary action was taken by the Institute for the improvement in the these parameters.



According to analysis of student feedback on faculty, the faculty's regularity, subject knowledge, completion of course and relating theory with examples are having above 3.4 mean score. But faculties are having less interaction and guidance outside the classroom, as average score is 3.2 approximately in the mentioned parameter. Necessary action was taken by the Institute for the improvement in the parameters in which mean score is not satisfactory especially interaction & guidance outside the classroom and motivation provided by teacher

# ANALYSIS AND ACTION TAKEN REPORT OF FEEDBACK FROM STUDENTS FOR FACULTY

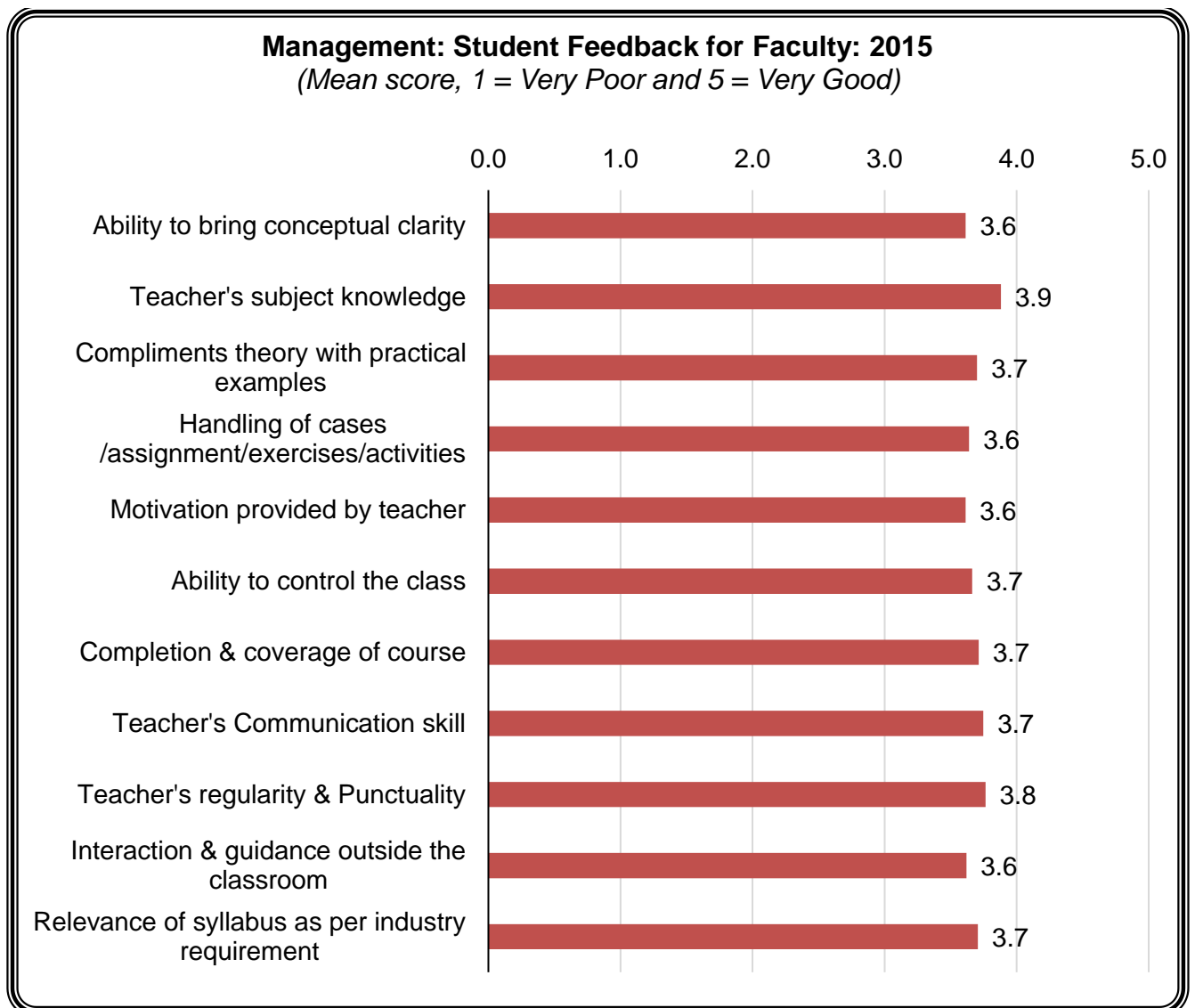
Academic Year - 2015

## Feedback from Stakeholders

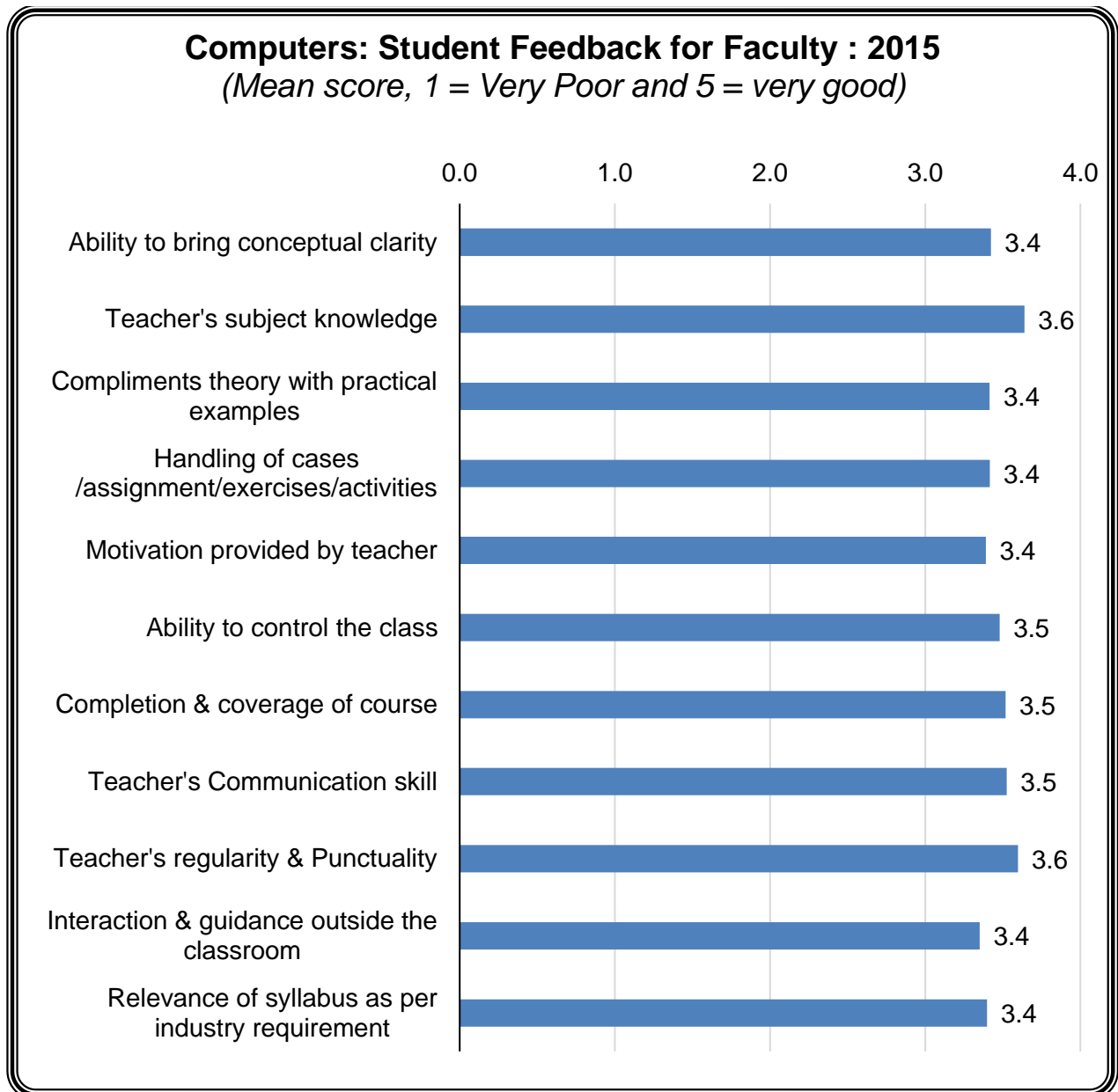
The institute initiates structured feedback activity to obtain feedback from internal and external stakeholders. Where in which the feedback is collected on various points analyzed and appropriate actions are taken.

### 1. Student Feedback for Faculty

Feedback from students was taken for faculty using Five point Likert scale ranging from 1 to 5 in which 1 indicates very poor and 5 indicates very good. Given chart depict the parameter wise mean score of the same;



Feedback report of management stream students for faculty is showing mean score of over 3.6 for all the parameters. Although, means scores are satisfactory but the further improvement in the mean scores, necessary action was taken by the Institute.



Feedback report of computer stream students for faculty is having mean score of over 3.4 for all the parameters so it can be deduced that students are satisfied with the faculty on parameters. Moreover, mean score if teacher's subject knowledge and teacher's punctuality is 3.6.

# ANALYSIS AND ACTION TAKEN REPORT OF FEEDBACK FROM STUDENTS FOR THE INSTITUTE

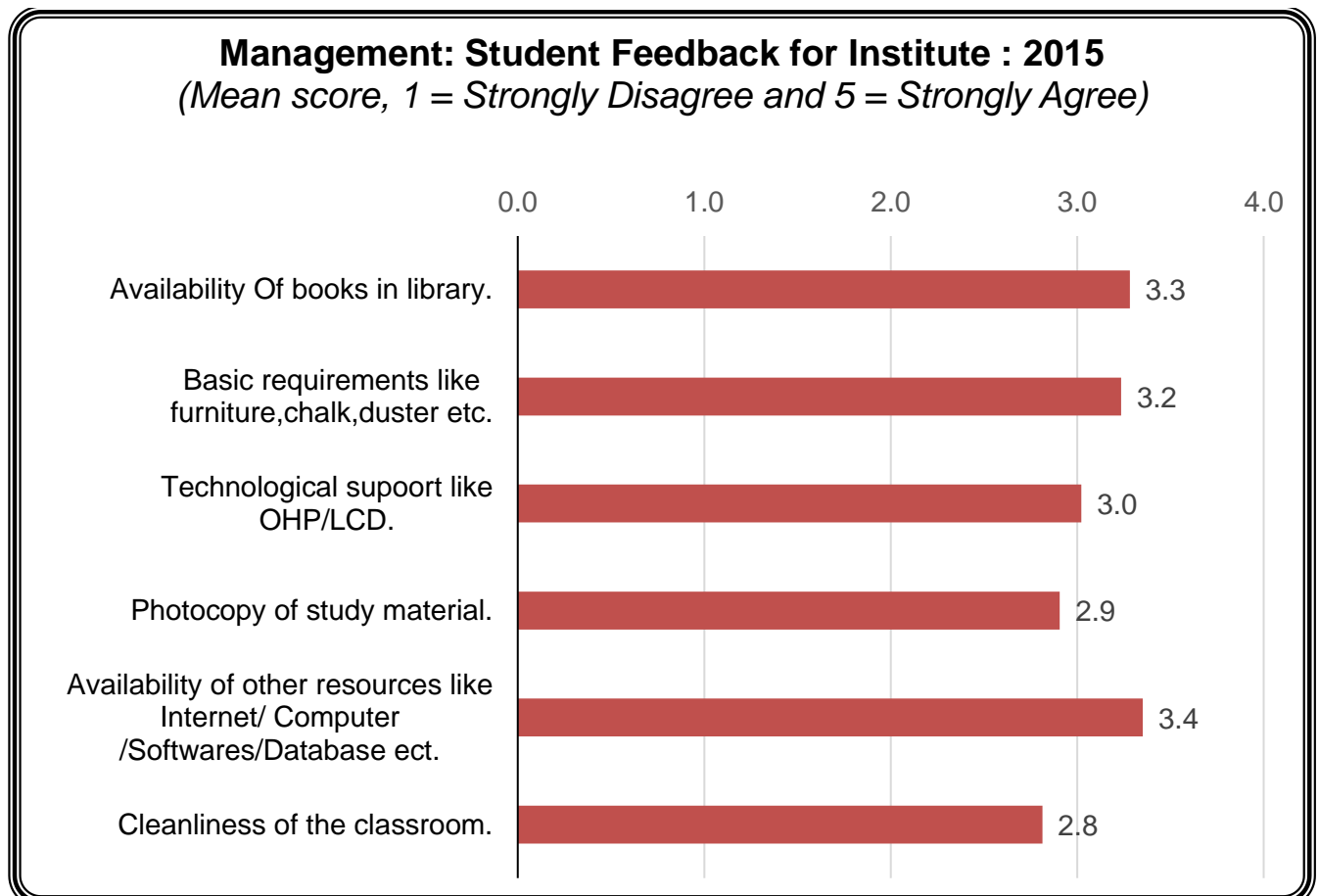
Academic Year – 2015

## Feedback from Stakeholders

The institute initiates structured feedback activity to obtain feedback from internal and external stakeholders. Where in which the feedback is collected on various points analyzed and appropriate actions are taken

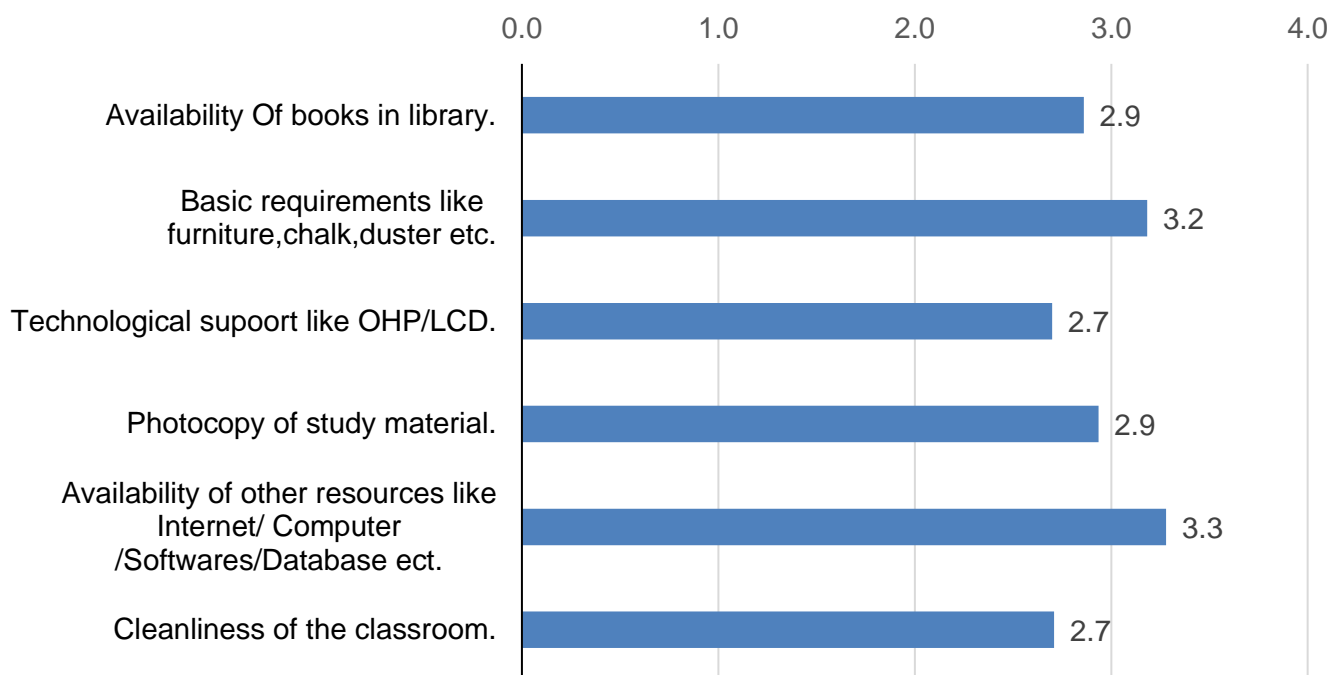
### 1. Feedback from Students for the Institute :

Feedback from management and computer students was taken for the Institute using Five point Likert scale ranging from 1 to 5 in which 1 indicates strongly disagree and 5 indicates strongly agree. Given chart depict the parameter wise mean score of the same;



Analysis report of student's feedback on Institute shows that students are satisfied with the availability of books, internet, software's, and basic requirements, as average score received is above 3.2. But, students have given 2.8 mean score for cleanliness of classroom and photocopy of the study material at the institute.

**Computers: Student Feedback for Institute : 2015**  
(Mean score, 1 = Strongly Disagree and 5 = Strongly Agree)



Analysis of students feedback on Institute overall shows that availability of books, basic learning requirements and resources are having mean score of above 2.9. However, cleanliness of classroom and technological support is having low average of 2.7. Further, students are comparatively satisfied with the availability of basic requirements at the institute. Necessary action was taken by the Institute for the improvement in the parameters in which mean score is not satisfactory especially for the cleanliness, technological support etc.

-----

# ANALYSIS AND ACTION TAKEN REPORT OF FEEDBACK FROM STUDENTS ON FACULTY

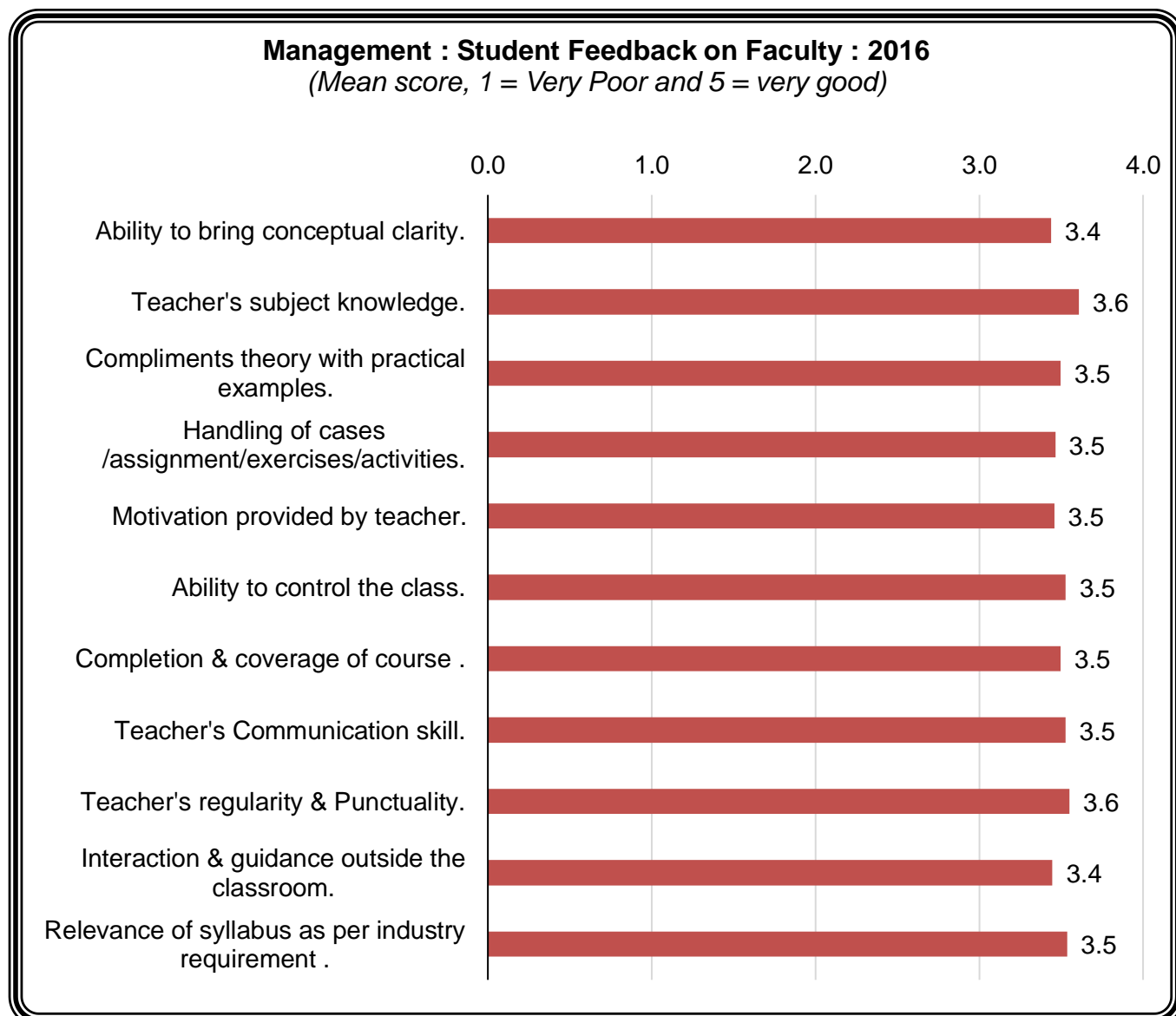
Academic Year - 2016

## Feedback from Stakeholders

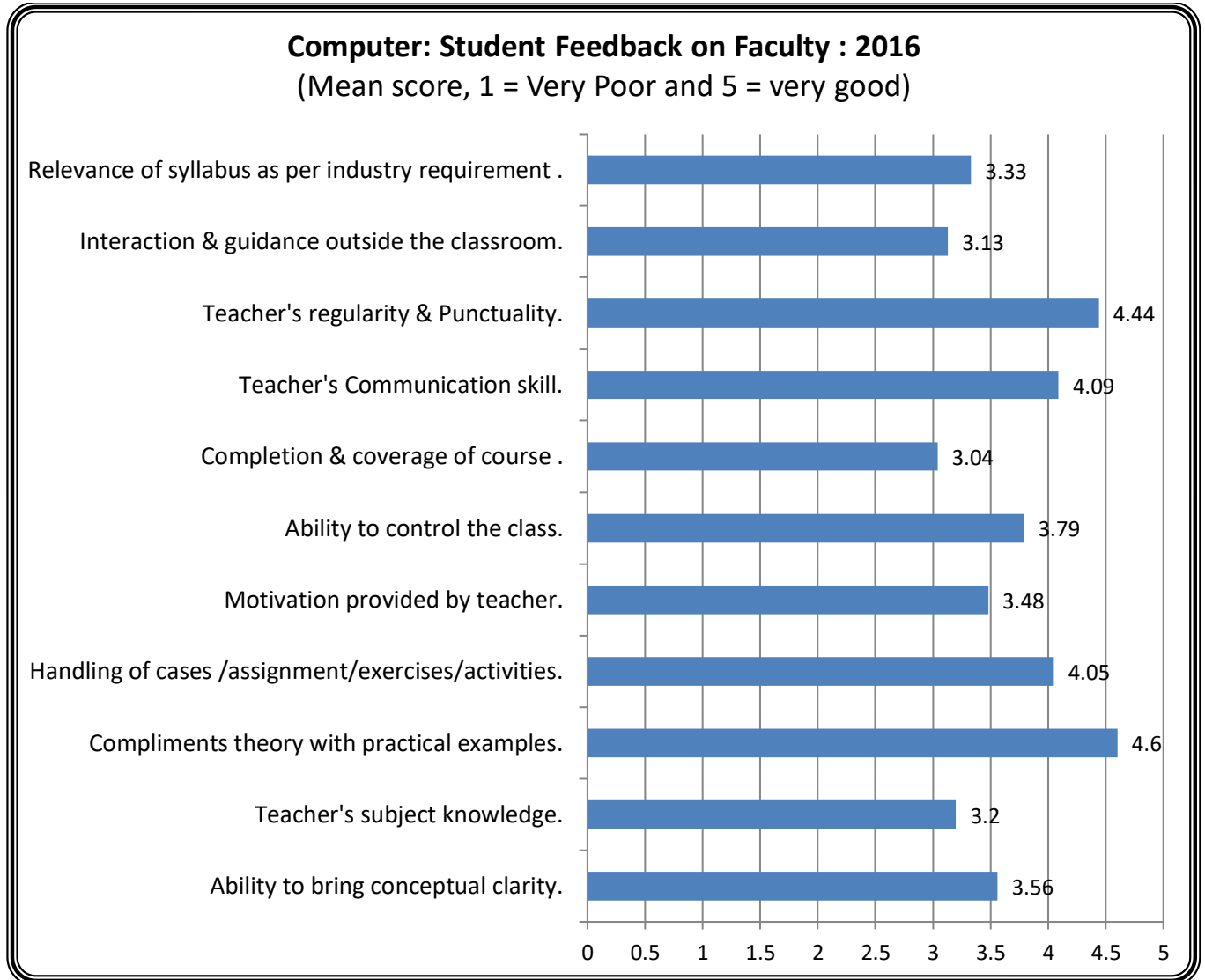
The institute initiates structured feedback activity to obtain feedback from internal and external stakeholders. Where in which the feedback is collected on various points analyzed and appropriate actions are taken.

### 1. Feedback from Students on Faculty:

Feedback from students was taken for faculty using Five point Likert scale ranging from 1 to 5 in which 1 indicates very poor and 5 indicates very good. Given chart depict the parameter wise mean score of the same;



The above chart depicts the student feedback on the faculties of courses for the year 2016. The average score for the Institute is above 3.4 across all areas covered in the questionnaire. Although, scores for all the parameters are more than 3.4 except two teacher's ability to bring conceptual clarity and interaction & guidance outside the classroom, necessary action was taken by the Institute for the improvement in the all parameters.



The analysis revealed that students are not satisfied with level of course completion in the class, to improve the mean score in the parameter, the Institute has put more attention on weekly report and instructed all faculty members to submit course completion report before all examinations. Further, mean scores for the parameters namely teacher's regularity and punctuality, use of theory and practical examples, communication skills and use of case/ assignment etc is more than good.



# ANALYSIS AND ACTION TAKEN REPORT OF FEEDBACK FROM STUDENTS FOR THE INSTITUTE

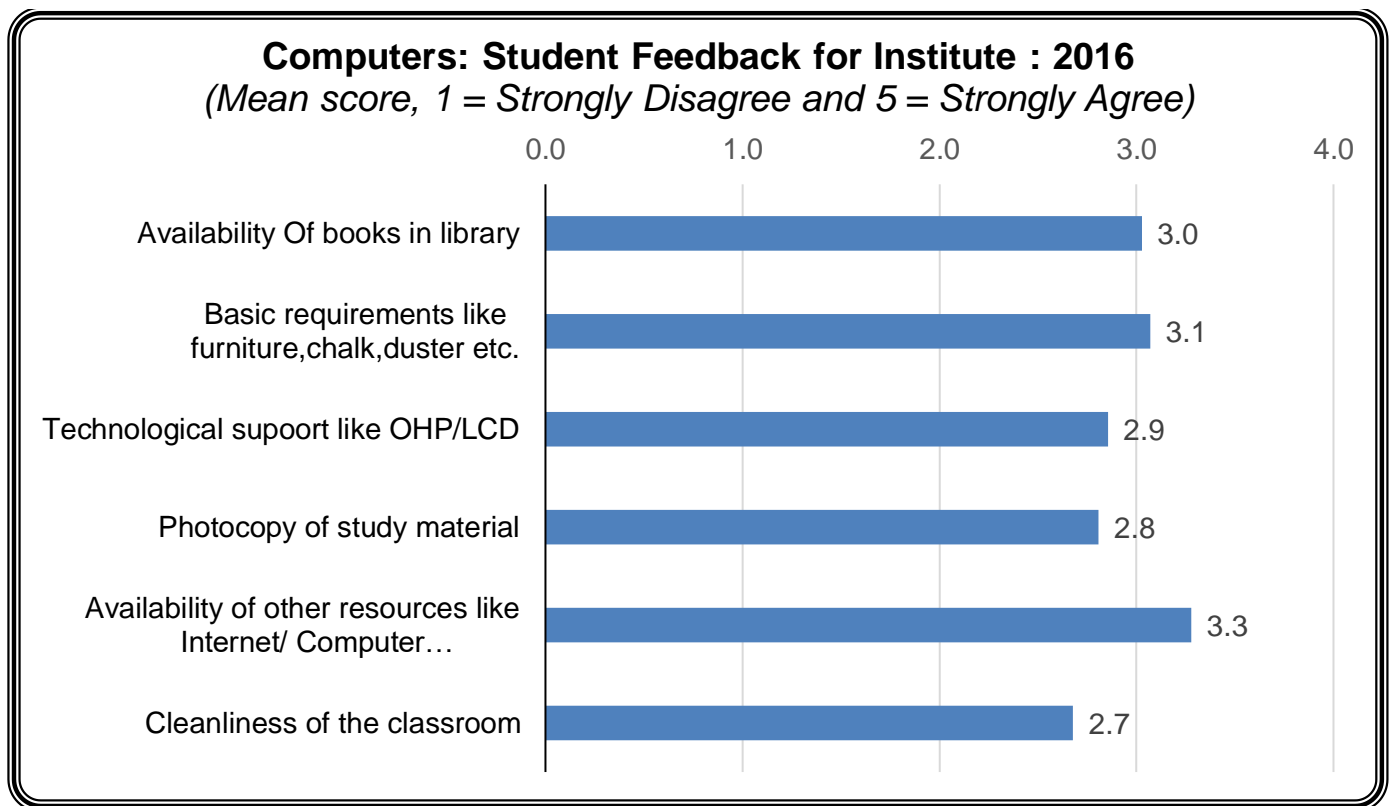
Academic Year - 2016

## Feedback from Stakeholders

The institute initiates structured feedback activity to obtain feedback from internal and external stakeholders. Where in which the feedback is collected on various points analyzed and appropriate actions are taken.

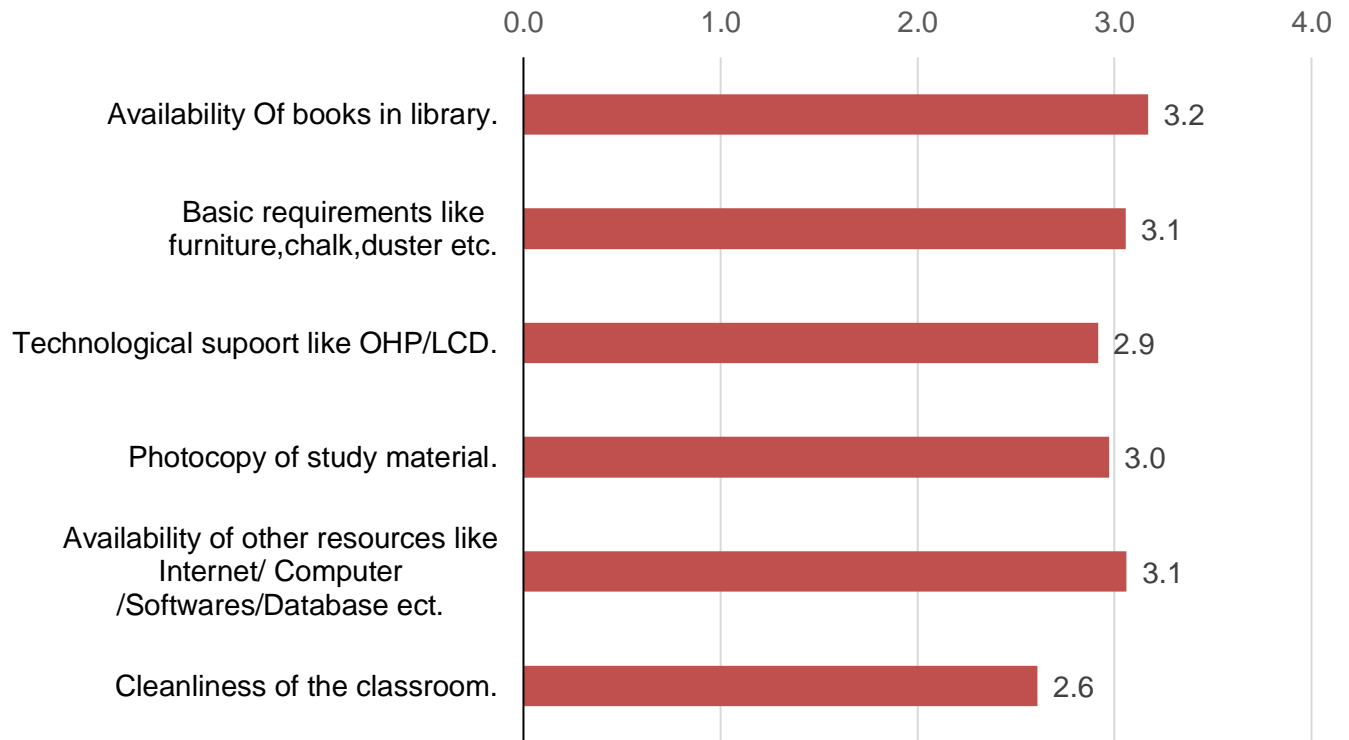
### 1. Feedback from Students for Institute:

Feedback from students was taken for Institute using Five point Likert scale ranging from 1 to 5 in which 1 indicates strongly disagree and 5 indicates strongly agree. Given chart depict the parameter wise mean score of the same;



The above chart depicts the student feedback on the Institute by Students pursuing Computer courses for the year 2016. A mean score of less than 2.9 in the area of technological support, photocopy of study material and "Cleanliness" are being addressed on low scale. The Institute has increased the budgetary provision to provide better technical support and improve cleanliness in the premises.

**Management : Student Feedback for Institute : 2016**  
(Mean score, 1 = Strongly Disagree and 5 = Strongly Agree)



The above chart depicts the student feedback on the Institute by Students pursuing Management courses for the year 2016. The average score for the Institute is greater than 2.9 across all areas, except one, covered in the questionnaire. A mean score of 2.6 in the area of cleanliness is the lowest mean score in the mentioned parameters. The Institute increased budgetary provision to improve cleanliness in the premises. Further, the institute explored the possibility to give contract to outside agency for the cleanliness in the premises.

-----

# ANALYSIS AND ACTION TAKEN REPORT OF FEEDBACK FROM STUDENTS ON FACULTY

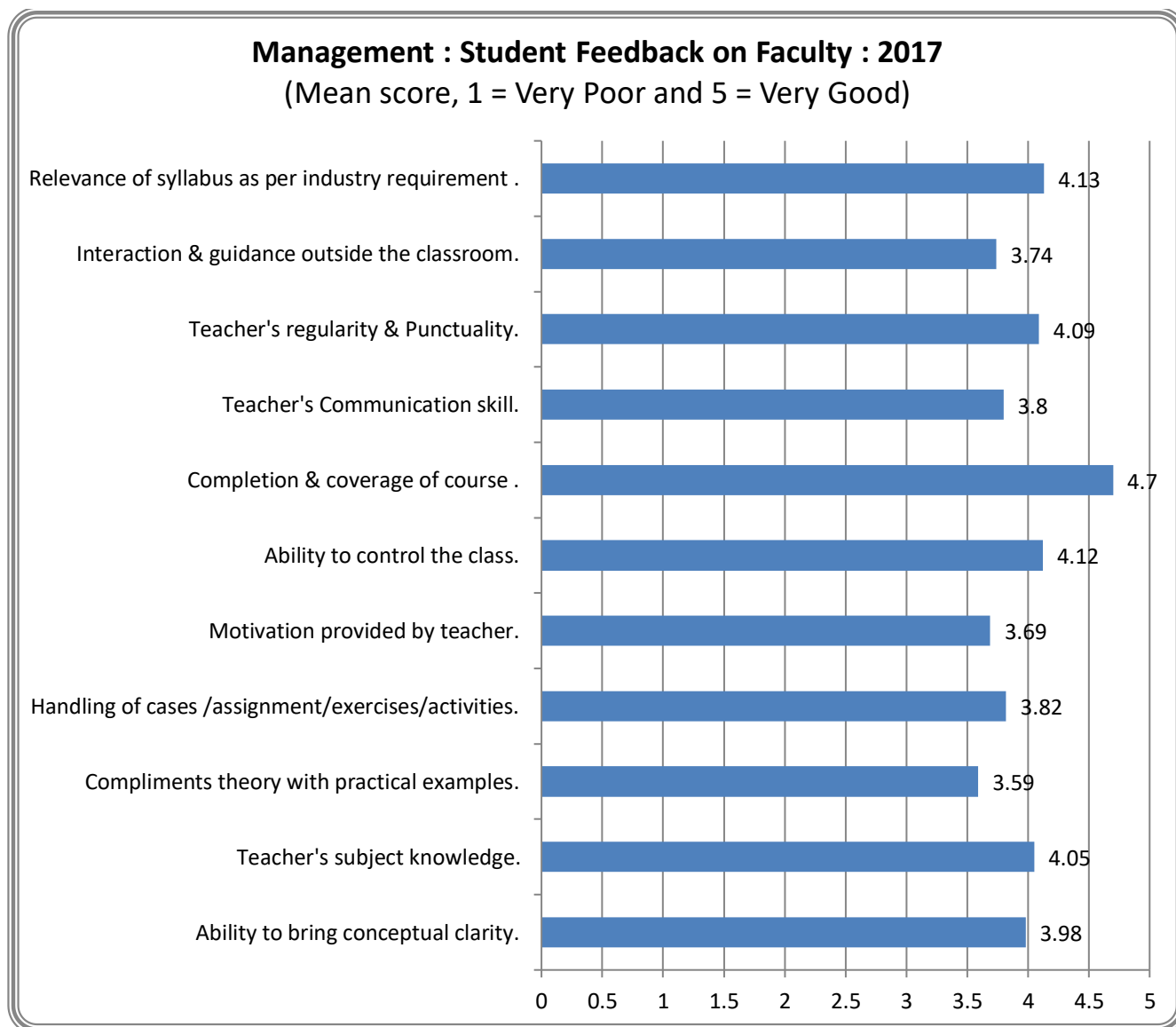
Academic Year - 2017

## Feedback from Stakeholders

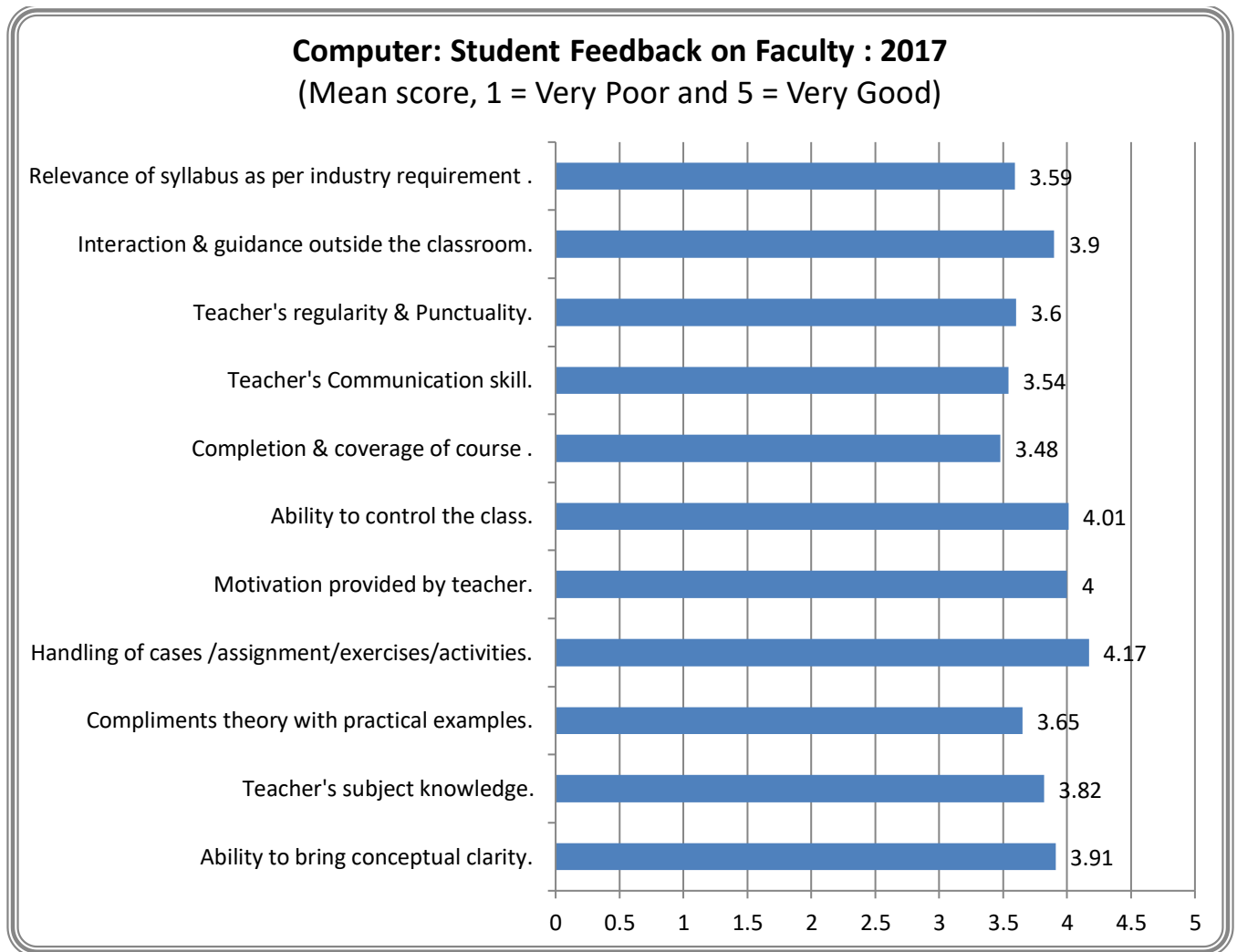
The institute initiates structured feedback activity to obtain feedback from internal and external stakeholders. Where in which the feedback is collected on various points analyzed and appropriate actions are taken.

### 1. Feedback from Students on Faculty:

Feedback from students was taken for faculty using Five point Likert scale ranging from 1 to 5 in which 1 indicates very poor and 5 indicates very good. Given chart depict the parameter wise mean score of the same;



The above chart depicts the student feedback on the faculties of courses for the year 2017. The average score for the Institute is above 3.4 across all areas covered in the questionnaire. Although, mean score for the some parameters like teacher's subject knowledge, ability to control the class, completion & coverage of course and relevance of syllabus as per industry requirement is more than 4 which means students feel more than good for all these parameters as compared to other parameters, necessary action was taken by the Institute for the improvement in the parameters in which mean score less than 4.



The above chart depicts the student feedback on the faculties of courses for the year 2017. The average score for the Institute is above 3.47 across all areas covered in the questionnaire. Students are satisfied with teacher's ability to control the class, the way of handling of cases /assignment/exercises/activities in the class and motivation provided by teacher to the students. Necessary action was taken by the Institute for the improvement in the parameters in which mean score is not comparatively satisfactory in respect of other parameters.

# ANALYSIS AND ACTION TAKEN REPORT OF FEEDBACK FROM STUDENTS FOR THE INSTITUTE

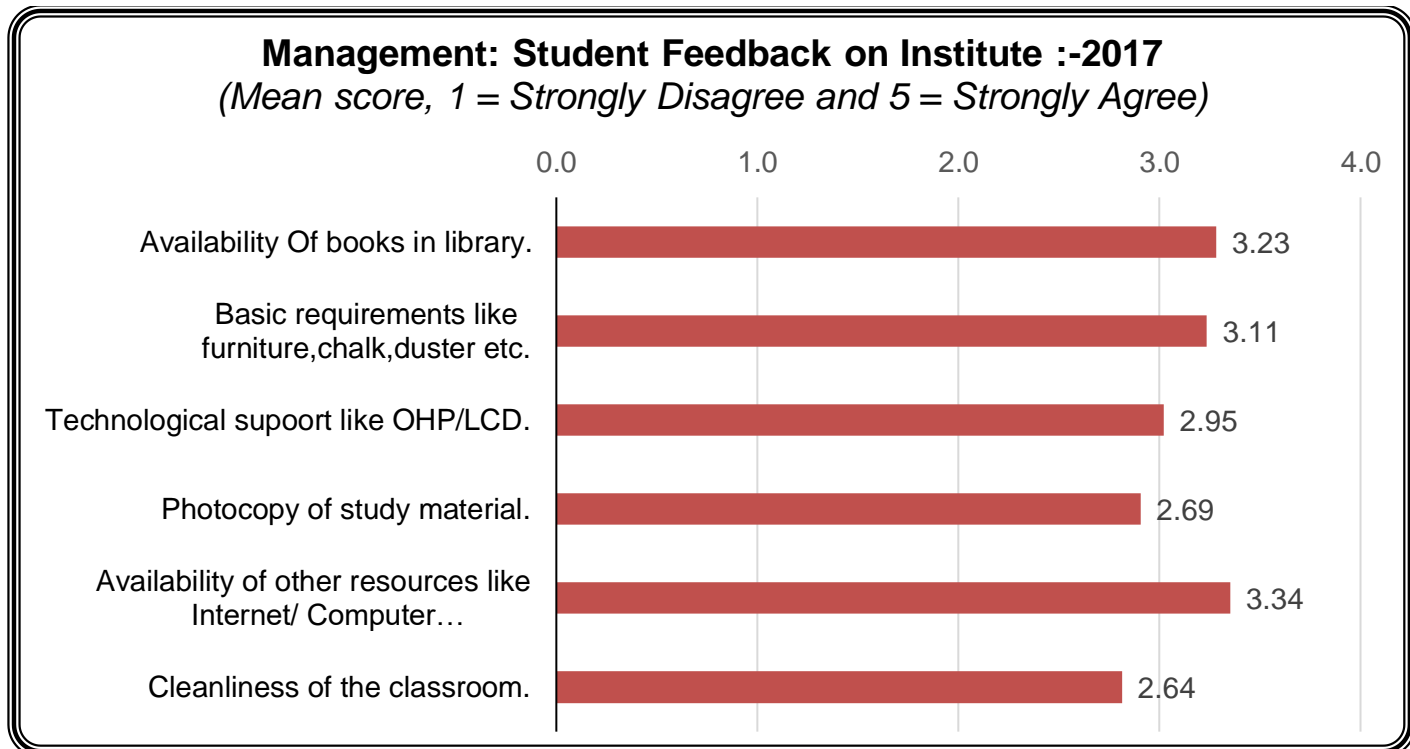
Academic Year – 2017

## Feedback from Stakeholders

The institute initiates structured feedback activity to obtain feedback from internal and external stakeholders. Where in which the feedback is collected on various points analyzed and appropriate actions are taken

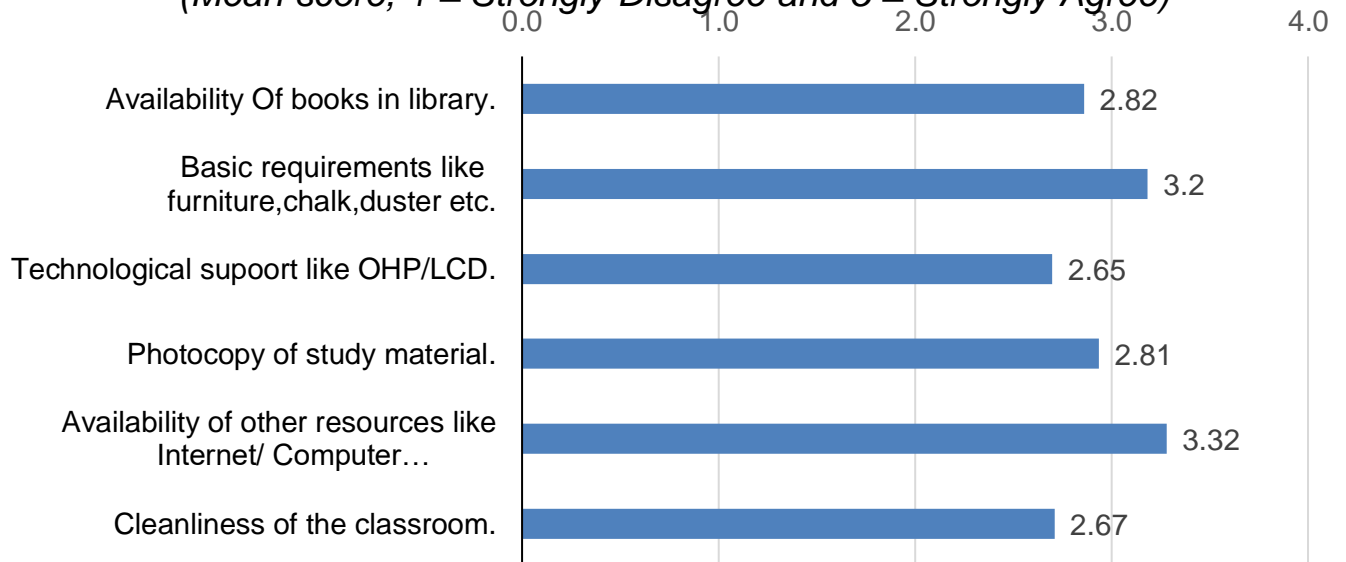
### 1. Feedback from Students for the Institute :

Feedback from management and computer students was taken for the Institute using Five point Likert scale ranging from 1 to 5 in which 1 indicates strongly disagree and 5 indicates strongly agree. Given chart depict the parameter wise mean score of the same;



Analysis report of student's feedback on Institute shows that students are satisfied with the availability of books, internet, software's, and basic requirements, as average score received is above 3.2. But, students have given 2.6 mean score for cleanliness of classroom and photocopy of the study material at the institute. The Institute has initiated to give work of cleanliness on contract to outside agency. The process is in the final stage. Further, to improve the mean score of all other parameters, the Institute has taken necessary action.

### Computers: Student Feedback on Institute :2017 (Mean score, 1 = Strongly Disagree and 5 = Strongly Agree)



In the light of above data, it is found that student's agree that institute provides the necessary basic requirements, internet, software and other facilities, as average is 3.2. However, student's feedback also shows that cleanliness of classroom and technological support provided by the institute is having score of 2.6 which is comparatively too low. The Institute has initiated to give work of cleanliness on contract to outside agency. The process is in the final stage. Further, to improve the mean score of all other parameters, the Institute has taken necessary action. Further, budgetary provision has been made to improve the technical support at the Institute. As the mean score of all other parameters is not too high, the Institute has taken necessary action to improve the same.

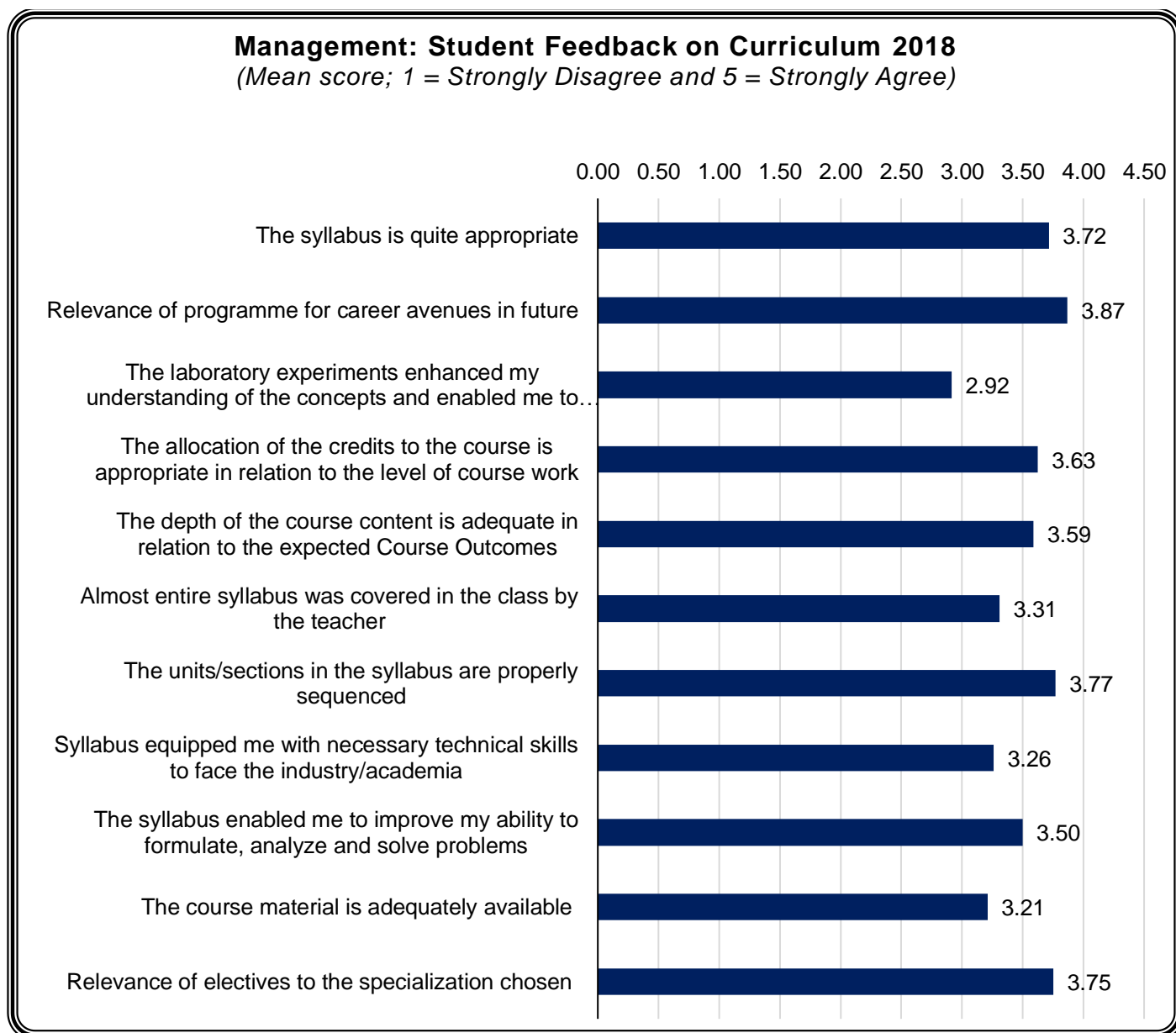
**ANALYSIS AND ACTION TAKEN REPORT OF FEEDBACK FROM STUDENTS ON  
CURRICULUM  
Academic Year - 2018**

**Feedback from Stakeholders**

The institute initiates structured feedback activity to obtain feedback from internal and external stakeholders. Where in which the feedback is collected on various points analyzed and appropriate actions are taken.

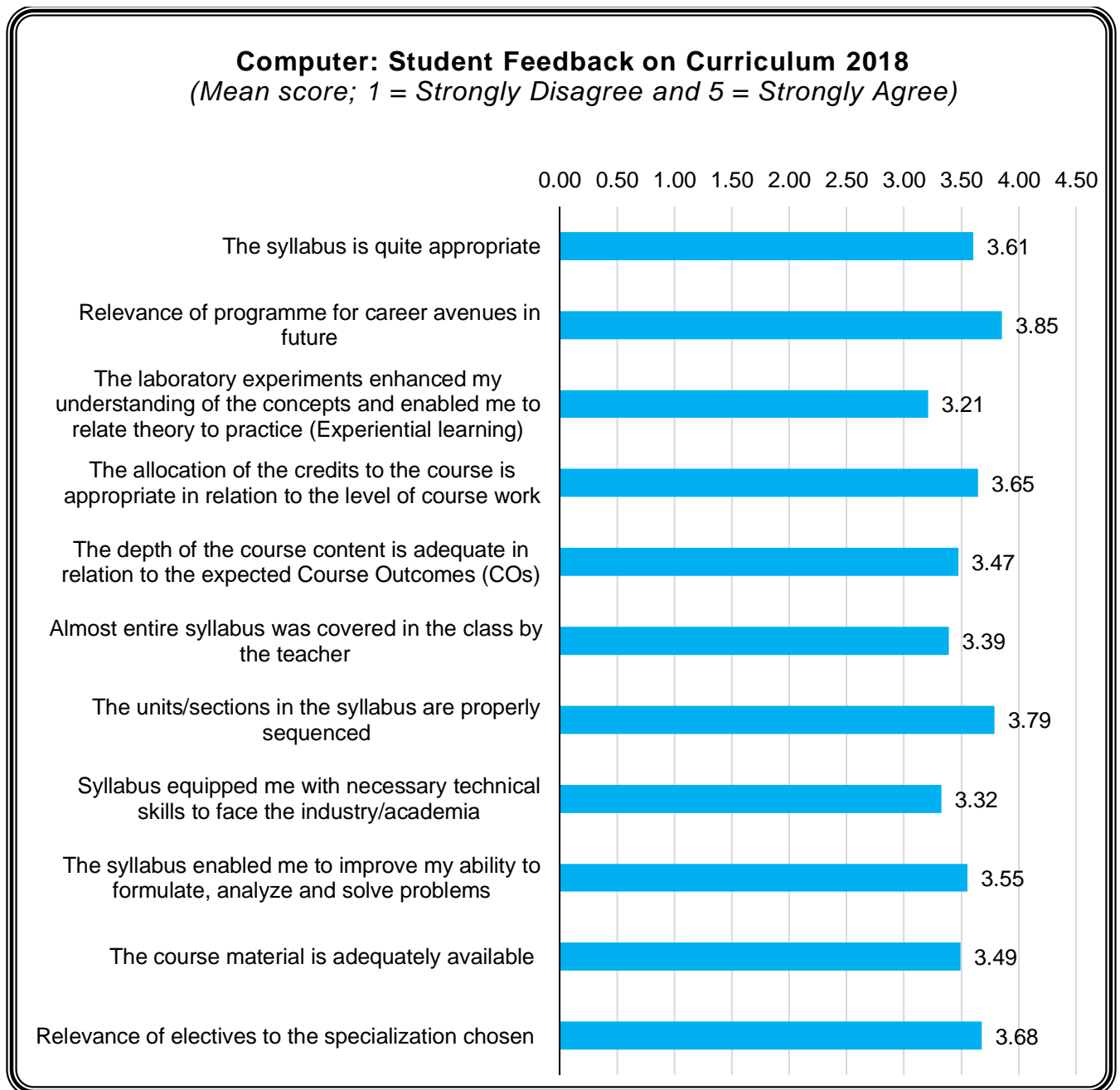
**1. Student Feedback on Curriculum**

Feedback from students was taken on curriculum using Five point Likert scale ranging from 1 to 5 in which 1 indicates strongly disagree and 5 indicates strongly agree. Given chart depict the parameter wise mean score of the same;



The above chart depicts student feedback on Management courses for the academic year 2018. The mean score across all parameters, except one namely the laboratory experiments enhanced my understanding of the concepts and enabled me to relate theory to practice (Experiential learning), is >3.0.

As the mean score of the parameter namely ‘Laboratory experiments enhanced my understanding of the concepts and enabled me to relate theory to practice’ is lowest i.e. 2.92, the Institute have introduced laboratory-based courses such as SPSS, data visualization, data analytics, etc. Further, necessary action was taken by the Institute for the improvement in the all other parameters in which mean score is not satisfactory or comparatively low.





The analysis revealed that the mean score of two parameter namely relevance of programme for career avenues in future and the units/sections in the syllabus are properly sequenced is high i.e. more than 3.78, rest of all other parameters mean score is comparatively low. Necessary action was taken by the Institute for the improvement of all the parameters especially coverage of syllabus by the faculty in the class, revision of the syllabus in the light of skills required in the industries. The Institute conducted two scheme and syllabus revision workshops in the light of feedback received from students on curriculum.

# ANALYSIS AND ACTION TAKEN REPORT OF FEEDBACK FROM STUDENTS FOR THE INSTITUTE

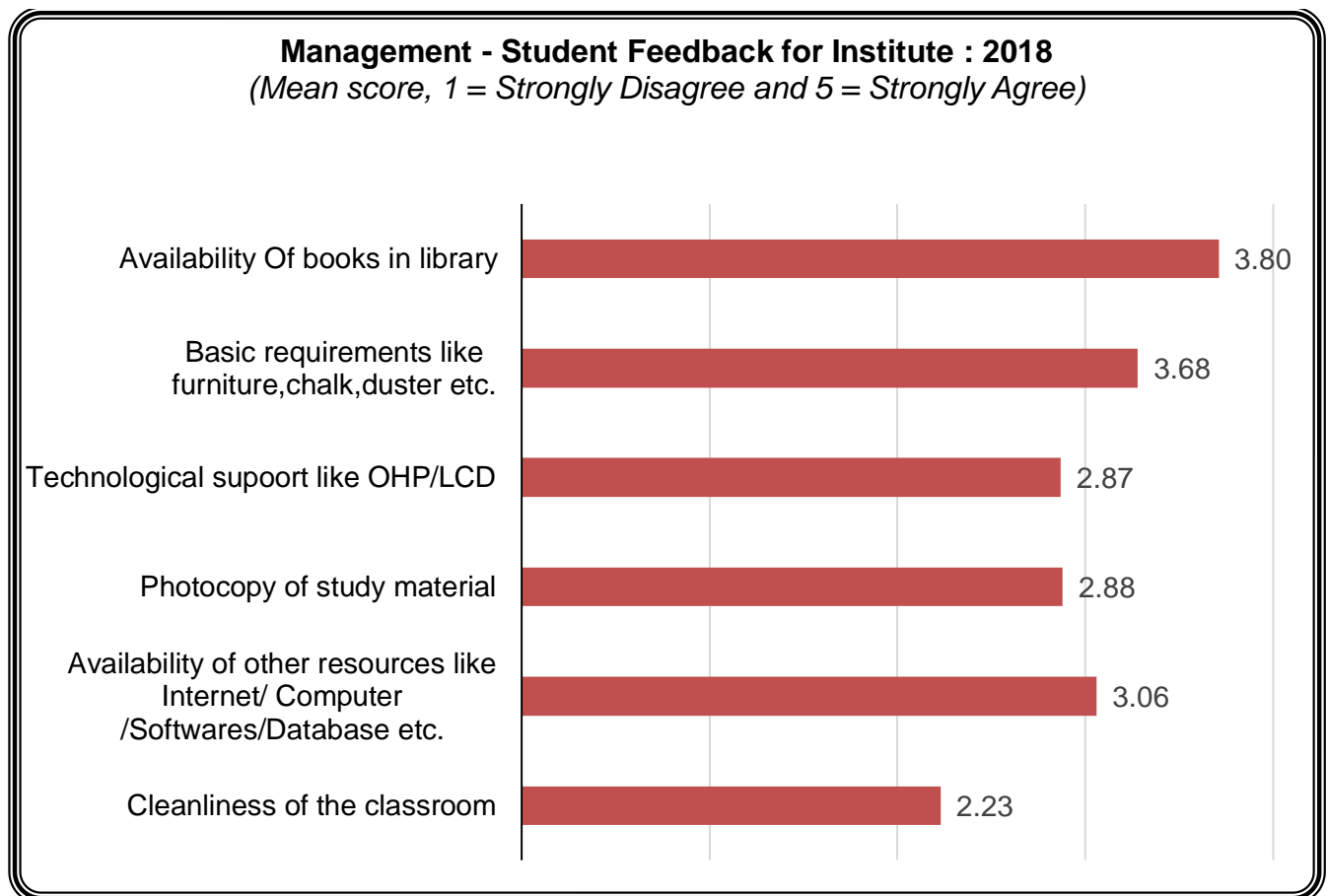
Academic Year – 2018

## Feedback from Stakeholders

The institute initiates structured feedback activity to obtain feedback from internal and external stakeholders. Where in which the feedback is collected on various points analyzed and appropriate actions are taken

### 1. Feedback from Students for the Institute :

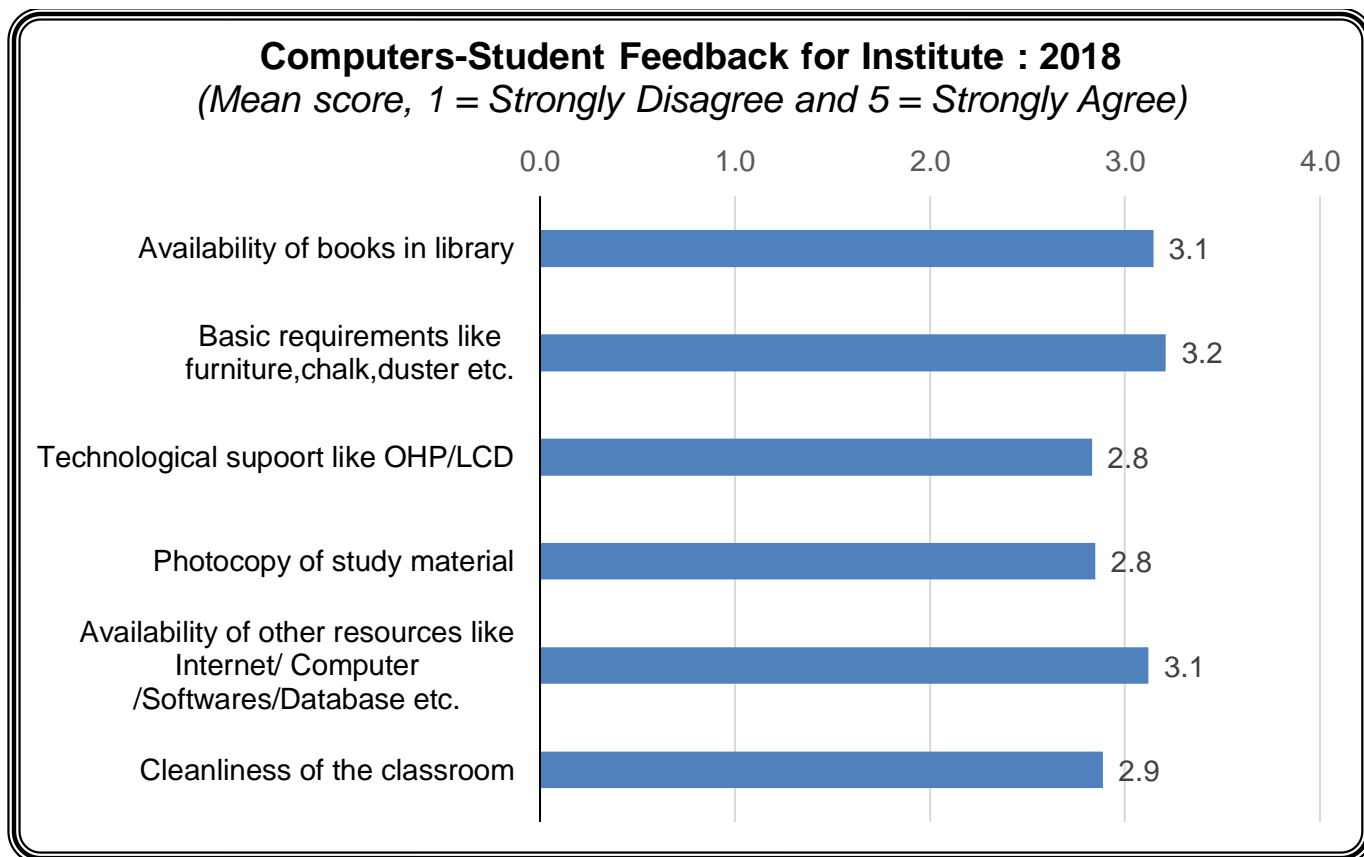
Feedback from management and computer students was taken for the Institute using Five point Likert scale ranging from 1 to 5 in which 1 indicates strongly disagree and 5 indicates strongly agree. Given chart depict the parameter wise mean score of the same;



The above chart depicts the student feedback on the Institute by students pursuing management courses during the academic year 2018. The average score for the Institute is greater than 3.0 across all areas, except one, i.e. cleanliness of classroom. A mean score of 2.2 in the area of cleanliness is discovered which is lowest.

## Action Taken

A mean score of 2.2 in the area of cleanliness was a result of under-staffing. The issue has been resolved by the Institute as a contract of cleanliness has already been given to the Housekeeping agency. Further, for better technical support, new budgetary provisions are to be made to purchase more LCD projectors etc.



The above chart depicts the student feedback on the Institute by students pursuing computer courses during the the year 2018. Parameter like availability of books, basic requirements, internet facility etc hold average score of above 3.1. However, technological support and photocopy of study material has got lower average of 2.8. Also, cleanliness in the institute has average of 2.9.

## Action Taken

Mean scores of photocopy of study material and technological supports is lowest among all parameters, the Institute is in the process to provide photocopy facility for the students also. Although, a photocopy machine available at the campus on paid basis for the students. A mean score of 2.9 in the area of cleanliness was a result of under-staffing. The issue has been resolved by the Institute as a contract of cleanliness has already been given to the Housekeeping agency. Further, for better technical support, new budgetary provisions are to be made to purchase more LCD projectors etc.

# ANALYSIS AND ACTION TAKEN REPORT OF FEEDBACK FROM STUDENTS FOR FACULTY

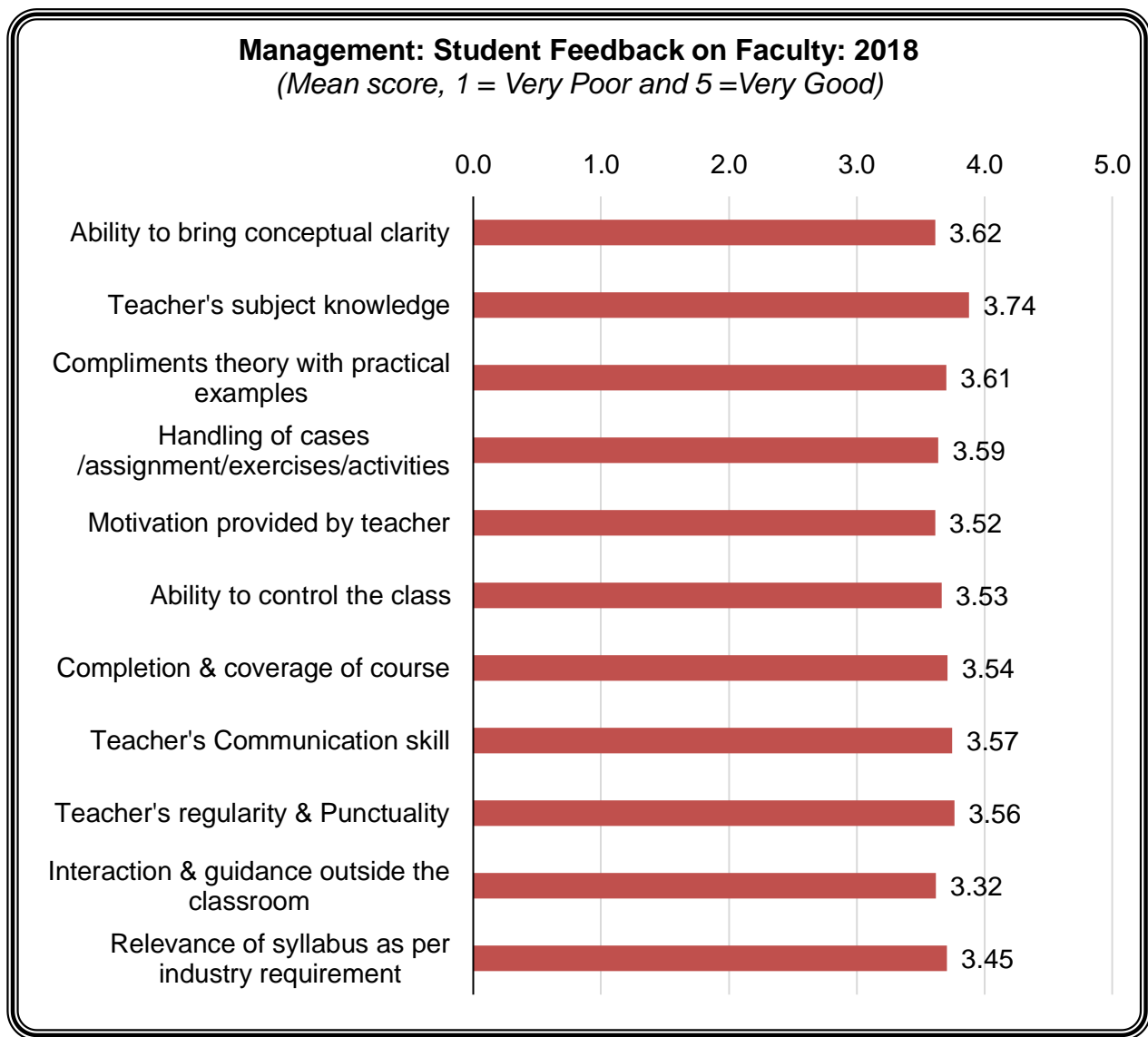
Academic Year - 2018

## Feedback from Stakeholders

The institute initiates structured feedback activity to obtain feedback from internal and external stakeholders. Where in which the feedback is collected on various points analyzed and appropriate actions are taken

### 1. Feedback from Students

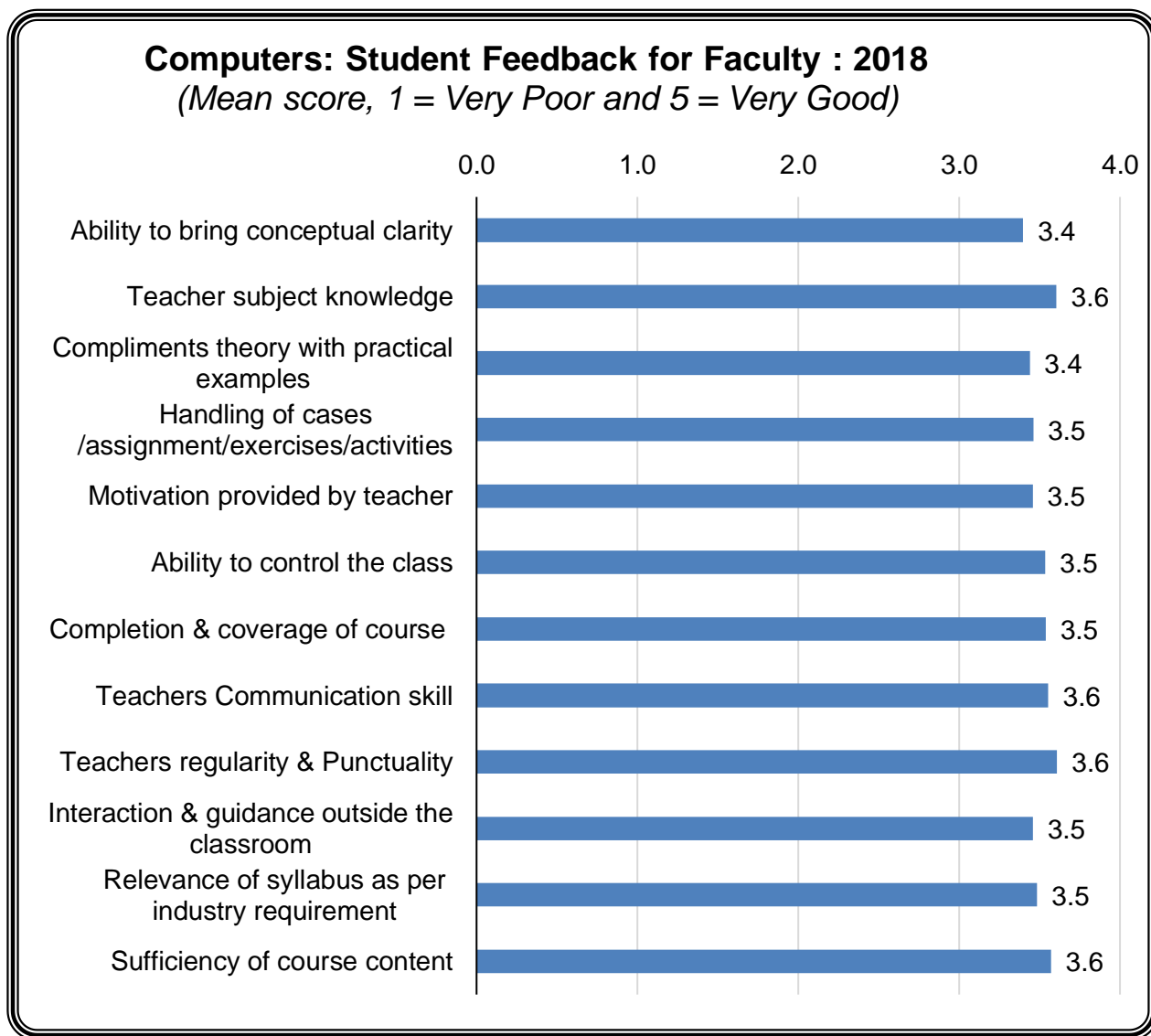
Feedback from students was taken on faculty using Five point Likert scale ranging from 1 to 5 in which 1 indicates very poor and 5 indicates very good. Given chart depict the parameter wise mean score of the same;



The above chart depicts the student feedback on the Faculty of Management courses for the year 2018. The average score for the Institute is above 3.6 across all areas covered in the questionnaire.

**Action Taken**

Necessary action is to be taken by the Institute for the improvement of mean score for all the parameters especially Interaction & guidance outside the classroom, relevance of syllabus as per industry requirement. Although, the Institute conducted two scheme and syllabus revision workshops in the light of feedback received from students.



The above chart depicts the student feedback on the faculty of computer for the year 2018. The average score for the faculty is greater than 3.4 across all areas covered in the questionnaire. Necessary action is to be taken by the Institute for the improvement in the mean scores of all parameters including parameters in which mean score is 3.6.

# ANALYSIS AND ACTION TAKEN REPORT OF FEEDBACK FROM TEACHERS

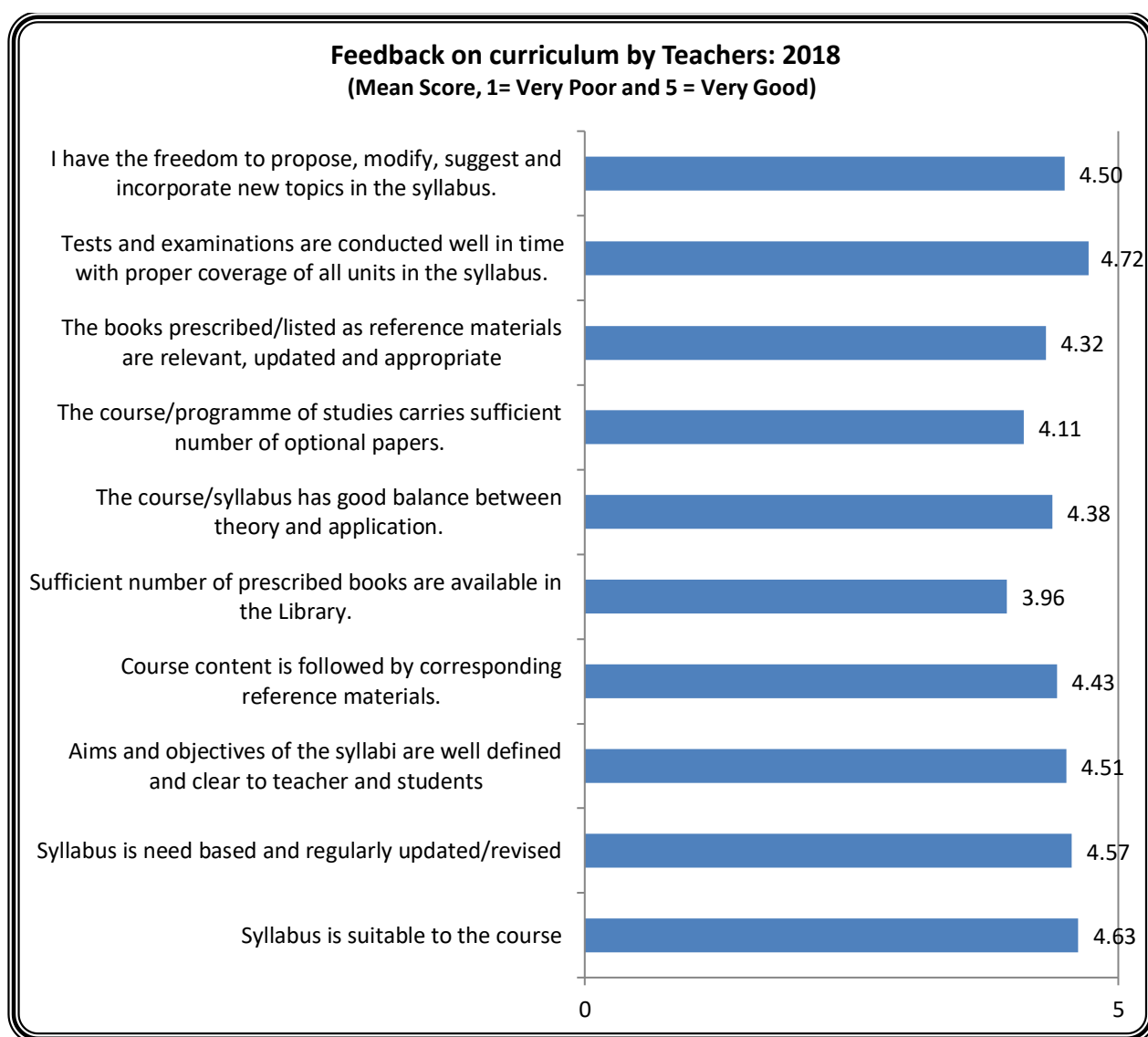
## Academic Year - 2018

### Feedback from Stakeholders

The institute initiates structured feedback activity to obtain feedback from internal and external stakeholders. Where in which the feedback is collected on various points analyzed and appropriate actions are taken.

#### 1. Feedback from Teachers

Feedback from teachers was taken on curriculum using Five point Likert scale ranging from 1 to 5 in which 1 indicates very poor and 5 indicates very good. Given chart depict the parameter wise mean score of the same;



Analysis report of the teacher's feedback indicates that teachers are satisfied with curriculum of programme as mean score of all parameters is more than 4.1 except one parameter in which

mean score is 3.9. According to the teachers the sufficient number of prescribed books is not available in the library.

**Action Taken:**

In the light of the feedback given by faculties, the institute is in the process to increase number of books for variety of courses in the library. The faculties has already been asked to recommend books in the library.

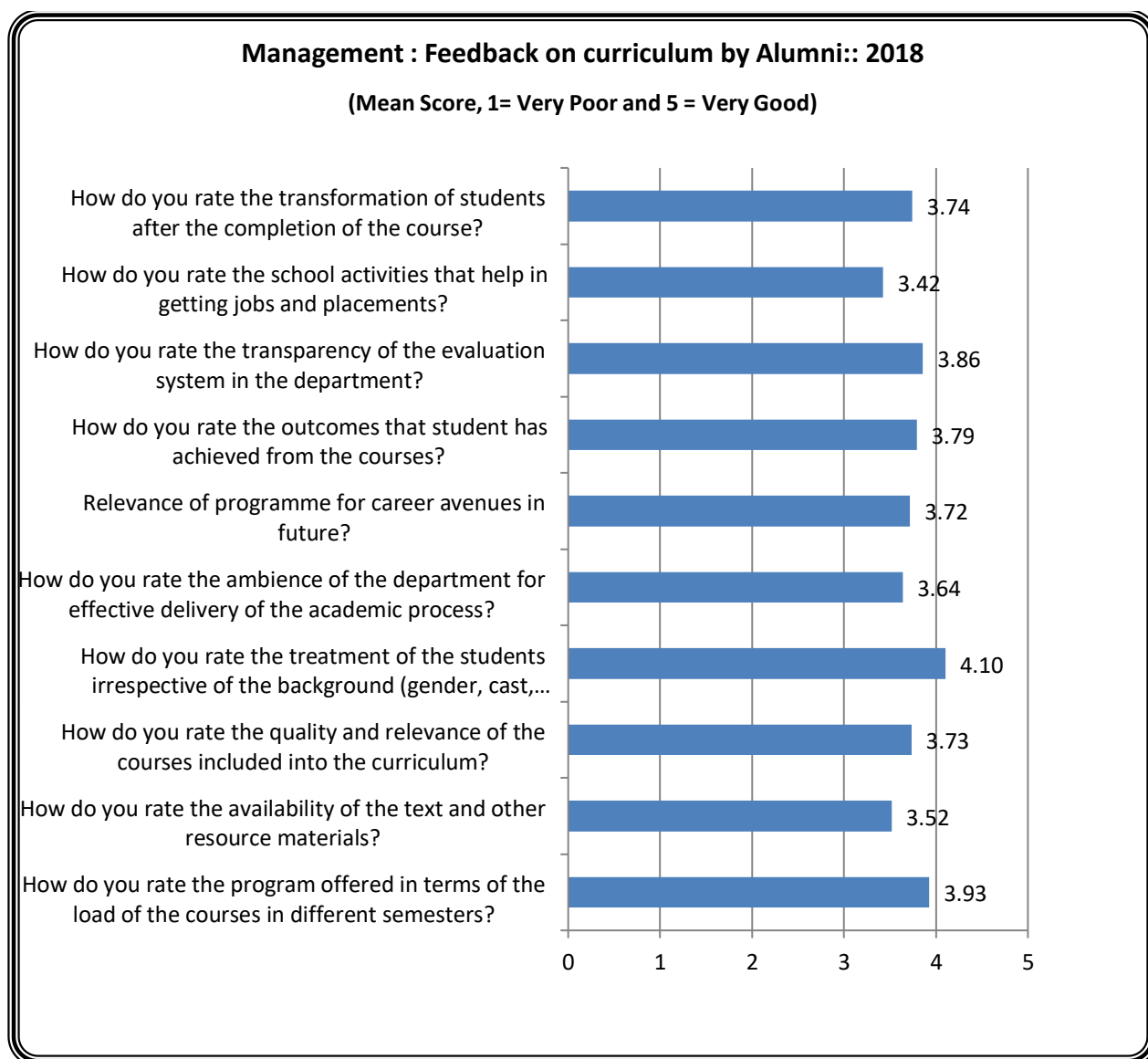
**ANALYSIS AND ACTION TAKEN REPORT OF FEEDBACK FROM ALUMNI  
(MANAGEMENT)  
Academic Year - 2018**

**Feedback from Stakeholders**

The institute initiates structured feedback activity to obtain feedback from internal and external stakeholders. Where in which the feedback is collected on various points analyzed and appropriate actions are taken.

**1. Feedback from Management - Alumni**

Feedback from alumni of management programme was taken on curriculum using Five point Likert scale ranging from 1 to 5 in which 1 indicates very poor and 5 indicates very good. Given chart depict the parameter wise mean score of the same;



Post analysis of the feedback received from alumni of management department, it is found that alumni are satisfied with the overall transformation of students after course completion,



transparency of the system, treatment to the students irrespective of background, and variety of the courses offered in the program, as the mean score of all these parameters is above 3.6. Only for activities related to getting jobs and placement the alumni has average score of 3.4.

**Action Taken:**

The institute has taken various initiatives to help students in getting jobs and placements. In the current year, the Institute has conducted several workshops for the students to enhance their personality, communication skills etc. Further, the Institute has started process to increase the number of of the text and other resource materials in the library.

**ANALYSIS AND ACTION TAKEN REPORT OF FEEDBACK FROM ALUMNI  
(COMPUTER)  
Academic Year - 2018**

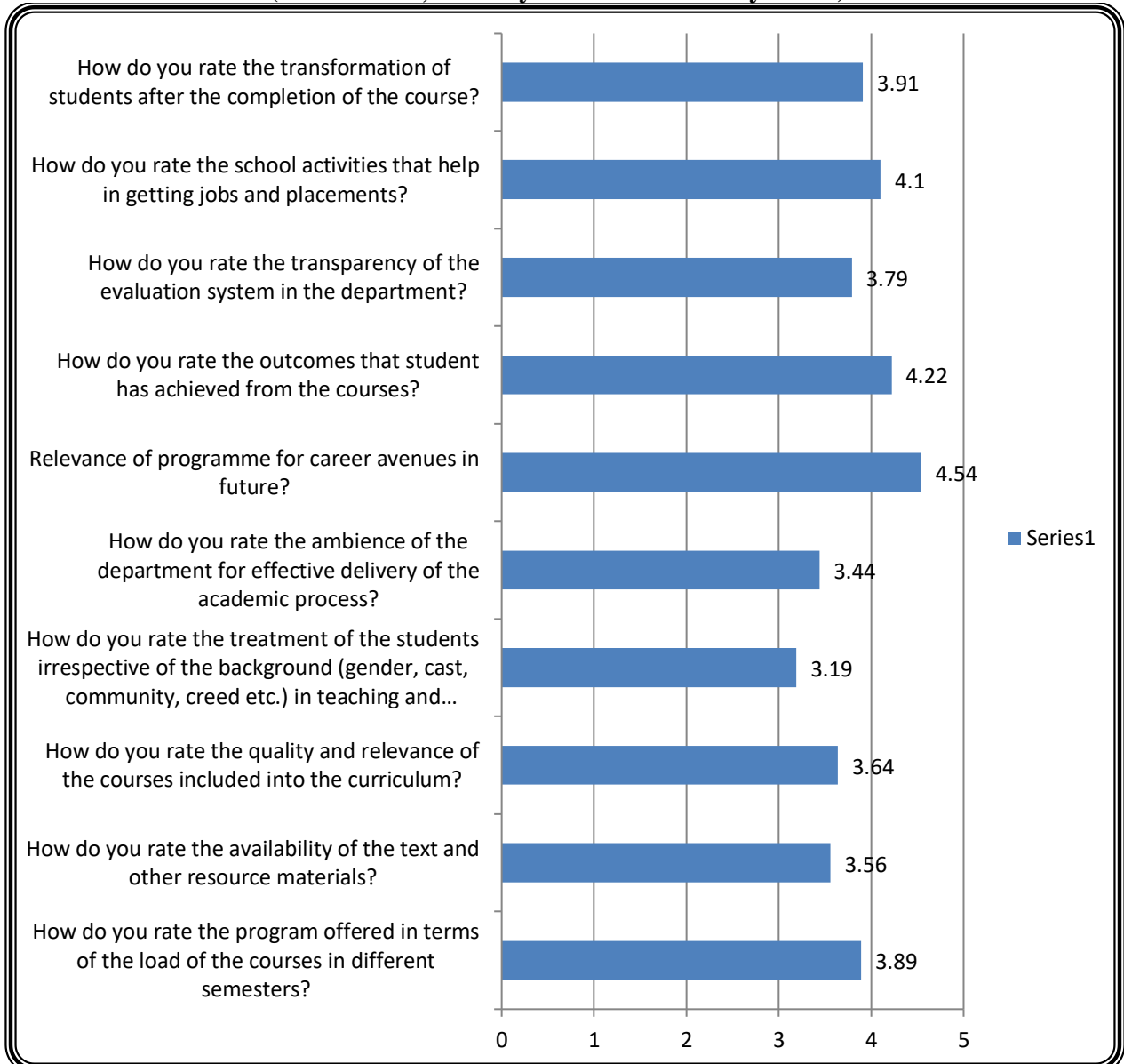
**Feedback from Stakeholders**

The institute initiates structured feedback activity to obtain feedback from internal and external stakeholders. Where in which the feedback is collected on various points analyzed and appropriate actions are taken.

**1. Feedback from Computer - Alumni**

Feedback from alumni of computer programme was taken on curriculum using Five point Likert scale ranging from 1 to 5 in which 1 indicates very poor and 5 indicates very good. Given chart depict the parameter wise mean score of the same;

**Computer: Feedback on curriculum by Alumni:: 2018  
(Mean Score, 1= Very Poor and 5 = Very Good)**



The analysis depicts that mean score for the parameters namely treatment of the students irrespective of the background (gender, cast, community, creed etc.) in teaching and evaluation and ambience of the department for effective delivery of the academic process is comparatively low.

**Action taken:**

As the parameter namely treatment of the students irrespective of the background (gender, cast, community, creed etc.) in teaching and evaluation is one of the sensitive issues, a matter has been discussed with all the faculty members including visiting/ guest faculty also by the programmes Incharges and it was advised to take special care in this regards. Further, necessary action is to be taken by the Institute for the improvement in the mean score of all parameters.

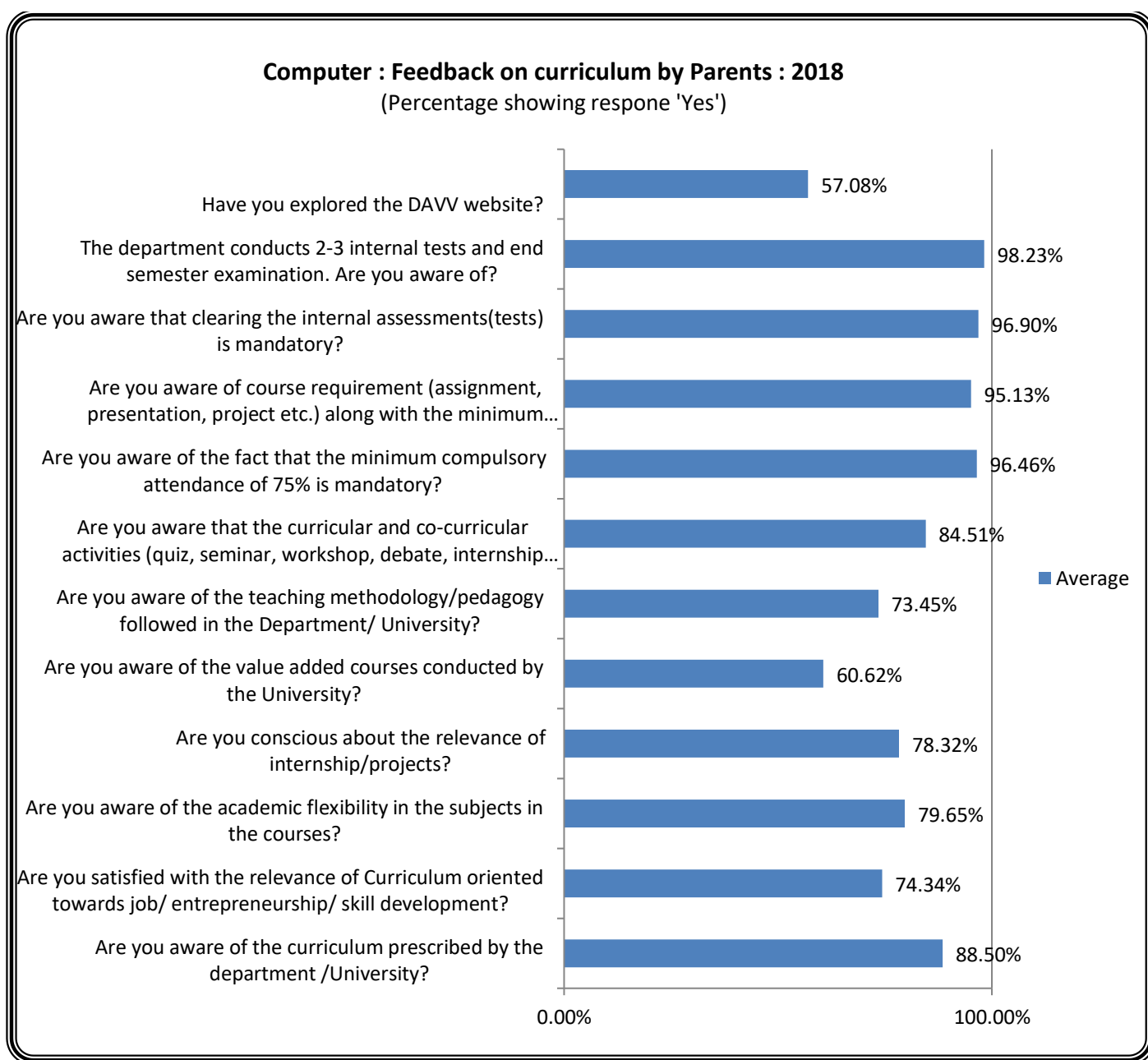
**ANALYSIS AND ACTION TAKEN REPORT OF FEEDBACK FROM PARENTS  
(COMPUTER)  
Academic Year - 2018**

**Feedback from Stakeholders**

The institute initiates structured feedback activity to obtain feedback from internal and external stakeholders. Where in which the feedback is collected on various points analyzed and appropriate actions are taken.

**1. Feedback from Parents (Computer):**

Feedback from parents was taken on curriculum using dichotomous scale in which 1 indicates 'Yes' and 2 indicates 'No'. Given chart depict the parameter wise mean score of the same;



Analysis report of the parent's feedback indicates that parents are well aware about the process followed by the institute for conduction of internal test exams, minimum attendance requirement, curriculum prescribed, relevance of internship and projects etc. Mean score of all parameters is more than 73% except two parameters in which mean score is below 61%. 43% parents have not explored the website of the university. Also, only 60% parents have awareness about the various value added courses conducted by the university.

**Action Taken:**

All programme Incharge of computer programmes has instructed to their batch mentors for advising students to share all necessary information with the their parent timely. Batch mentors are also instructed to contact parents directly as and when required. Students are advised to share the URL of Institute's website with their parent so that parents will be aware about all updates. The university runs a separate department namely DDU-KK, DAVV for offering value added courses for the students.

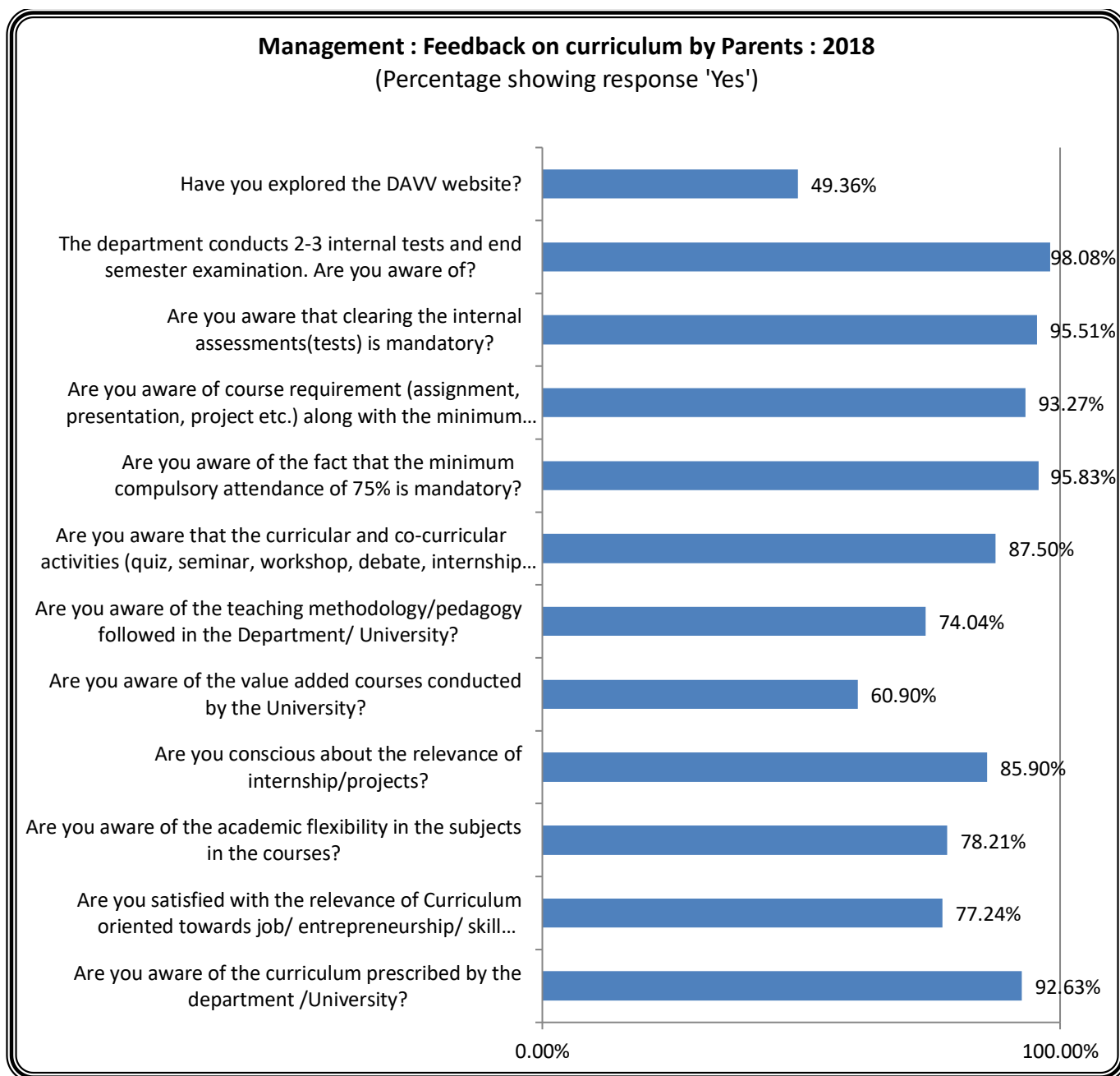
**ANALYSIS AND ACTION TAKEN REPORT OF FEEDBACK FROM PARENTS  
(MANAGEMENT)  
Academic Year - 2018**

**Feedback from Stakeholders**

The institute initiates structured feedback activity to obtain feedback from internal and external stakeholders. Where in which the feedback is collected on various points analyzed and appropriate actions are taken.

**1. Feedback from Parents (Management)**

Feedback from parents was taken on curriculum using dichotomous scale in which 1 indicates 'Yes' and 2 indicates 'No'. Given chart depict the parameter wise mean score of the same;



Analysis report of the parent's feedback indicates that parents are well aware about the process followed by the institute for conduction of internal test exams, minimum attendance requirement, curriculum prescribed, relevance of internship and projects etc. Mean score of all parameters is more than 74% except two parameters in which mean score is below 61%. 51% parents have not explored the website of the university. Also, approximately only 61% parents have awareness about the various value added courses conducted by the university.

**Action Taken:**

All programme Incharge of computer programmes has instructed to their batch mentors for advising students to share all necessary information with the their parent timely. Batch mentors are also instructed to contact parents directly as and when required. Students are advised to share the URL of Institute's website with their parent so that parents will be aware about all updates. The university runs a separate department namely DDU-KK, DAVV for offering value added courses for the students.

-----