

Academic Staff College
Devi Ahilya Vishwa Vidyalaya, Indore (M.P.)



Complete Report of
110th Orientation Programme
12th February 2014 to 11th March 2014

Director
Dr. Namrata Sharma

**110 Orientation Programme
Participant's List**

Date of Commencement 12/02/2014 to Date of Completion 11/03/2014

S.N.	Name of the participant	Subject	College	E-mail ID	Mobile No.
1	Dr. Aparjita Roy	Law	Indore Christian College, Indore M.P. 452001	aparajitaroy@rediffmail.com	9425069884
2	Mrs. Mamta Laware	Political Science	Govt. P.G. College, Dhar, (M.P.) 454001	mamta.laware@gmail.com	9329493890
3	Dr. Sangeeta Kolawat	Hindi	Govt. Arts, Science, and Commerce College, Nagada, Ujjain, M.P. 456010	kolawatsangeeta879@gmail.com	9827521539
4	Dr. Sanjay Solanki	English	Govt. College, Kalapipal, Shajapur, M.P. 465333	rinku_joy@yahoo.com	8982160772
5	Ms. Shashi Kala Choudhary	Education	ILVA Commerce & Science College Indore M.P. 452001	shashikc7777@gmail.com	9755162287
6	Vasant Nanarao Patange	Economics	A.R. B. Garud College, Shendurni, Jalgaon, M.S. 424204	vasantpatange@gmail.com	8805847541
7	Mr. Pankaj Kumar Ahirwar	Law	Rajiv Gandhi Govt. P.G. College, Surguja, C.G. 497001	pahirwar16@gmail.com	9827261917
8	Rathod Balaji Shivram	Geography	Sambhajirao Kendre College, Jalkot, Latur M.S. 413532	balajirathod364@gmail.com	9766434701
9	Dr. Patil Pramod Gokul	Hindi	S.S.V.P.S. College Arts and Commerce Dhule, M.S.	prof.pramodgpatil@gmail.com	7276572704
10	Dr. Timkikar Dattatray Santram	English	Sambhajirao Kendre College, Jalkot, Latur M.S. 413532	dtimkikar1979@gmail.com	9049302967
11	Mr. Rahul Yashwantrao Nikam	Social Work	BMC's College of Social Work Chopda, Jalgaon, M.S.	rahul.y.nikam@gmail.com	9823222659
12	Lalit Kumar Bhataniya	Physics	Govt. P.G. College, Kharbone, (M.P.) 451001	bhataniyalalit@gmail.com	9926036748
13	Dr. Pankaj Kumar Shah	Agriculture	School of Agriculture and Rural Development Dimapur, Nagaland, 797106	pankajshah0112@gmail.com	9436617767/9 826812240 (Local)
14	Dashrath Arya	Philosophy	Rajeev Gandhi Govt. P.G. College, Mandsaur, M.P. 458001	aryad1975@gmail.com	7869854188
15	Dr. Anil Gokul Beldar	Chemistry	PSGVPM's Arts, Science & Commerce College, Nandurbar, M.S. 425409	beldaranil_2003@rediffmail.com	9767298541
16	Mr. Krishna Jhare	Philosophy	Devi Sanskriti Vishwavidyalaya Shatikunj, Haridwar, U.P. 249411	krish79intu@gmail.com	9258369693
17	Pramod Kumar Sen	Physics	Govt. Naveen College Vidisha M.P. 464001	pramodsen27@yahoo.com	9425722709
18	Dr. Chhatar Singh Mourya	Hindi	Govt. L.B.S. P.G. College Sironj, Vidisha M.P. 464228	chhatarsinghmourya82@gmail.com	8989254944
19	Mr. Ramesh Chouhan	Hindi	Govt. P.G. College, Neemuch, M.P. 458441	rameshchouhan1979@gmail.com	9893577428
20	Prakash Pagare	Economics	Govt. L.B.S. P.G. College Sironj, Vidisha M.P. 464228	pagare.prakash@gmail.com	9770797007
21	Mr. Raju Baghel	Economics	S.C.A. Govt. P.G. College, Jhabua, M.P. 457661	rajubaghel84@gmail.com	9981379033
22	Mr. Hira Singh Jamod	Economics	Govt. College Harsud, Khandwa, M.P. 450116	h.sjamod@gmail.com	9893821066
23	Ms. Kiran Watti	Hindi	Raja Bhoj Govt. College, Mandideep, Raisen, M.P. 462021	wattikiran75@gmail.com	9926770151
24	Mr. Ramakant Ambadas Chaudhary	History	R.C. Patel ACS College, Shirpur, Dhule, M.S. 425405	rac2722@gmail.com	7588736283
25	Mr. Ratneshvar Champaklal Bhavsar	Library Science	R.C. Patel ACS College, Shirpur, Dhule, M.S. 425405	rcbhavsar@gmail.com	9372579948

110 Orientation Programme

Date of Commencement 12-02-2014 to Date of Completion 11-03-2014

S.N.	NAME OF RESOURCE PERSON	CONTACT
1	Mr. Niranjan Shrivastava, IMS, DAVV, Indore	9424008004
2	Dr. Kamakshi Agnihotri, School of Education, DAVV, Indore	9406682160
3	Dr. Madhulika Verma, School of Education, DAVV, Indore	9406811567
4	Dr. Anand Kar, School of Life Science, DAVV, Indore	9893231977
5	Dr. D.N. Sansanwal, Gurgaon	09893566755
6	Dr. G.H.S. Naidu, Head, Central Library, DAVV, Indore	9303330439
7	Prof. M.S. Parmar, SJMC, DAVV, Indore	9425444421
8	Dr. Ganesh Kawadia, School of Economics, DAVV, Indore	9425352521
9	Mr. Nand Kishor Buwade, Web Designer, DAVV, Indore	9165841223
10	Dr. Rishi Dubey, Mahakal Institute of Mgt., Ujjain	9425091364
11	Dr. B.K. Passi, Ex. Head, School of Education, DAVV	9893280007
12	Dr. Nitin David, Ujjain	9893435430
13	Dr. Amiya Pahare, Indore	9425075205
14	Dr. D.K. Verma, Mhow	9926015814
15	Dr. Laxman Shinde, School of Language, DAVV	9926047720
16	Dr. Akhilesh Singh, EMRC, DAVV, Indore	9425032964
17	Dr. Chandan Gupta EMRC, DAVV, Indore	9425470841
18	Dr. Ashutosh Mishra, DAVV, Indore	9826074985
19	Dr. Gyan Prakash, School of Ecoomics, DAVV	9425480908
20	Dr. Manohar Dubey, IAS, Secretary, MP PSC & Lok Seva Guarantee	9425300503
21	Dr. S.P. Gautam, MP PSC, Former Chairman, CPPCB	9752773949
22	Dr. Narendra Dhakad, Higher Education, Indore	9826044555

23	<i>Dr. Bhmesh Gupta, Professor, ASC, DAVV</i>	-
24	<i>Dr. Ajay Kumar Bhardwaj, Bhopal</i>	9425650249
25	<i>Dr. Alka Sharma, ASC, Jaipur</i>	9829013969
26	<i>Dr. Jayshri Bansal, Coordinator, ASC, DAVV</i>	9926226545
27	<i>Dr. Namrata Sharma, Director, ASC, DAVV</i>	9993077123
28	<i>Dr. Y. Narsimhulu, ASC, Hyderabad</i>	09949093636
29	<i>Dr. K. Subramaniam, IFS, C.G.</i>	-
30	<i>Dr. K.M. Jain, Higher Education, Bhopal</i>	9425674221
31	<i>Dr. C.K. Sardana, Bhopal</i>	9893556483

110 Orientation Programme

Duration 12-02-2014 to 11-03-2014

TIME TABLE (FIRST WEEK)

DAY/DATE	10.30am to 12:00pm	12.00pm to 1.30pm	1.30pm to 2.30pm	2.30pm to 4.00pm	4.00pm to 5.30pm
Wednesday 12-02-2014	Registration	Briefing about the Orientation Course Dr. Namrata Sharma	BREAK	E- Library Dr. G.H.S. Naidu, DAVV, Indore	
Thursday 13-02-2014	Dialouge Method Dr. B.K. Passi, Former Director, School of Education			Introduction to Computer and Internet Mr. Niranjan Shrivastava	
Friday 14-02-2014	Dialouge Method Dr. B.K. Passi, Former Director, School of Education			Quiz as Teaching Methods Dr. Amiya Pahare, Deputy Director, SVCC	
Saturday 15-02-2014	Environmental Education and Sustainable Development Dr. D.K. Verma, Ambedkar Institute, Mhow			Creative Quality environment in the campuses of Higher Education Institutions Dr. K.M. Jain, Joint Secretary, H.E.	

110 Orientation Programme

Duration 12-02-2014 to 11-03-2014

TIME TABLE (SECOND WEEK)

DAY/DATE	10.30am to 12:00pm	12.00pm to 1.30pm	1.30pm to 2.30pm	2.30pm to 4.00pm	4.00pm to 5.30pm
Monday 17-02-2014	MS Word Mr. Nand Kishore Buwade		BREAK	Jerk Technique Dr. D.N. Sansanwal	
Tuesday 18-02-2014	Pre-Preparation of Seminar Presentation Dr. Jayshri Bansal	MS Word Mr. Nand Kishore Buwade		Research Methods Dr. D.N. Sansanwal	
Wednesday 19-02-2014	Research Methods Dr. D.N. Sansanwal			Motivation Dr. C.K. Sardana, Bhopal	
Thursday 20-02-2014	Research Proposal Dr. Anand Kar, DAVV, Indore			Library	Computer Lab
Friday 21-02-2014	Introduction to Curriculum Dr. Kamakshi Agnihotri, DAVV, Indore	Types of Curriculum Design Dr. Madhulika Verma			Visual Aids Dr. A.V. Sharma, Director, ASC, BHU
Saturday 22-02-2014	Curriculum Development Dr. Kamakshi Agnihotri, DAVV, Indore	Research Proposal Dr. Anand Kar		Library	Curriculum Development Model Dr. Madhulika Verma

110 Orientation Programme

Duration 12-02-2014 to 11-03-2014

TIME TABLE (THIRD WEEK)

DAY/DATE	10.30am to 12:00pm	12.00pm to 1.30pm	1.30pm to 2.30pm	2.30pm to 4.00pm	4.00pm to 5.30pm
Monday 24-02-2014	Computer Lab Mr. Nand Kishore			Professional Competencis of a Teacher and Best Practices of Teaching Dr. Y. Narsimhulu, Director, ASC, Hyderabad	
Tuesday 25-02-2014	Conflict and Conflict Resolution Dr. K. Subramaniam, Raipur			Globalization Dr. Ganesh Kawadia	
Wednesday 26-02-2014	Work Ethics and Work Commitment Dr. K. Subramaniam, Raipur			Gender Sensitization Dr. Nitin David, Ujjain	
Thursday 27-02-2014	Holiday- Shivratri			Holiday- Shivratri	
Friday 28-02-2014	Classroom Communication Dr. Man Singh Parmar			Team Building Dr. Rishi Dubey	
Saturday 01-03-2014	Leadership and Mentoring Dr. Rishi Dubey			E content Dr. Akhilesh Singh/Dr. Chandan Gupta	

110 Orientation Programme

Duration 12-02-2014 to 11-03-2014

TIME TABLE (THIRD WEEK)

DAY/DATE	10.30am to 12:00pm	12.00pm to 1.30pm	1.30pm to 2.30pm	2.30pm to 4.00pm	4.00pm to 5.30pm
Monday 24-02-2014	Computer Lab Mr. Nand Kishore		BREAK	Professional Competencis of a Teacher and Best Practices of Teaching Dr. Y. Narsimhulu, Director, ASC, Hyderabad	
Tuesday 25-02-2014	Conflict and Conflict Resolution Dr. K. Subramaniam, Raipur			Globalization Dr. Ganesh Kawadia	
Wednesday 26-02-2014	Work Ethics and Work Commitment Dr. K. Subramaniam, Raipur			Gender Sensitization Dr. Nitin David, Ujjain	
Thursday 27-02-2014	Holiday- Shivratri			Holiday- Shivratri	
Friday 28-02-2014	Classroom Communication Dr. Man Singh Parmar			Team Building Dr. Rishi Dubey	
Saturday 01-03-2014	Leadership and Mentoring Dr. Rishi Dubey			E content Dr. Akhilesh Singh/Dr. Chandan Gupta	

110 Orientation Programme

Duration 12-02-2014 to 11-03-2014

TIME TABLE (FOURTH WEEK)

DAY/DATE	10.30am to 12:00pm	12.00pm to 1.30pm	1.30pm to 2.30pm	2.30pm to 4.00pm	4.00pm to 5.30pm
Monday 03-03-2014	Lecture Method Dr. Ajay Kumar Bhardwaj		BREAK	Mirco-teaching Dr. Ajay Kumar Bhardwaj	
Tuesday 04-03-2014	Practical Dr. Ajay Kumar Bhardwaj			Mirco-teaching Dr. Ajay Kumar Bhardwaj	
Wednesday 05-03-2014	Group Discussion Dr. Ajay Kumar Bhardwaj			Mirco-teaching Dr. Ajay Kumar Bhardwaj	
Thursday 06-03-2014	Computer Test Mr. Niranjan Shrivastava			Seminar Dr. Ashutosh & Gyan Prakash	
Friday 07-03-2014	Research Proposal Dr. Anand Kar			Seminar Dr. Ashutosh & Gyan Prakash	
Saturday 08-03-2014	Dr. S.P. Gautam, MP PSC, & Former Chairman, CPPCB	Mr. Manohar Dubey, IAS, Secretary, MP PSC & Lok Seva Guaranteee			SWOC Analysis for Mentors and Researchers Dr. Alka Sharma, Jaipur

110 Orientation Programme

Duration 12-02-2014 to 11-03-2014

TIME TABLE (FOURTH WEEK)

DAY/DATE	10.30am to 12:00pm	12.00pm to 1.30pm	1.30pm to 2.30pm	2.30pm to 4.00pm	4.00pm to 5.30pm
Monday 10-03-2014	Spiritual Living Dr. Bhumesh Gupta	Dr. Narendra Dhakad	BREAK	Panchayati Raj and Rural Development Dr. Ganesh Kawadia	Valedictory
Tuesday 11-03-2014	Positive Attitude Dr. Namrata Sharma	Feedback through Activities Dr. Jayshri Bansal			

110 Orientation Programme

Duration 12-02-2014 to 11-03-2014

TIME TABLE (FOURTH WEEK)

DAY/DATE	10.30am to 12:00pm	12.00pm to 1.30pm	1.30pm to 2.30pm	2.30pm to 4.00pm	4.00pm to 5.30pm
Monday 10-03-2014	Spiritual Living Dr. Bhumesh Gupta	Dr. Narendra Dhakad	BREAK	Panchayati Raj and Rural Development Dr. Ganesh Kawadia	Valedictory
Tuesday 11-03-2014	Positive Attitude Dr. Namrata Sharma	Feedback through Activities Dr. Jays shri Bansal			

Sessions Report

Date – 12.Feb.2014

Session - I

Day – Wednesday

Time – 10:30- 12:00

Resource person- Dr. Jayshri Bansal

Topic- Registration & Introduction

All the participants filled-up the registration forms. After completing the formalities Dr. Bansal introduced about the nature of course. She told the participants about daily schedule & Scheme of grading in the orientation program.

Date – 12.Feb.2014

Session - II

Day – Wednesday

Time – 12:00- 1:30

Resource person- Dr. Namrata Sharma

Topic- Brain Storming

After a warm welcome of all the participants Dr. Sharma told that there are three functions of higher education. She illustrated with examples that knowledge can't be imposed; teachers should remain updated for improved ways of content presentation. In the professional Resources Pyramid the position of teachers is on the apex.

Date – 12.Feb.2014

Session – III & IV

Day – Wednesday

Time – 2:30- 5:30

Resource person- Dr. G.H.S. Naidu

Topic- Information Resources for Research in India

The resource person stated that – “according to Dr. S.R. Ranganathan (1931) there are five guiding principles for library”. Dr. Naidu also acquainted the pupil about Information

Communication Technology Enabled Library Services (ICTELS) is a solution for many challenges before librarian. ICT enables access to the national resources. Online Database and Consortia Services are available for all the subjects. Then, participants visited the central library.

Date – 13.Feb.2014

Session – I & II

Day – Thursday

Time – 10:30- 1:30

Resource person- Dr. B. K. Passi

Topic- Dialogue method

Five groups were made, each having five participants.

All of the groups were instructed to first discuss within the group and then communicate between the group. Dr. Passi taught the participants that there are six rules for good teaching. According to him emotional attachment among the students increases due to open interaction. He also introduced about the concept of Sarvodaya and Antyodaya.

Date – 13.Feb.2014

Session – III & IV

Day – Thursday

Time – 2:30- 5:30

Resource person- Dr. Niranjana Shrivastava

Topic- Introduction to Computer & Internet

The Resource person explained that how different units of a computer system can be arranged to draw a Block- diagram. Participants took interest at the time of interaction to summarize input and output devices. A beneficial knowledge was provided about Memory of computer, Application- software, System- software, Configuration of computer system, Types of computer network and Internet.

Date – 14.Feb.2014

Session – I & II

Day – Friday

Time – 10:30- 1:30

Resource person- Dr. B. K. Passi

Topic- Dialogue method

Everyone was allowed to talk in his/ her own language, to avoid domination of Hindi/ English language. Dr. Passi told us education is responsible for conditioning of students. Brain washing helps to come out from that conditioning. All the participants presented their views about Lecture method, Debate, Discussion and Dialogue method. All the participants made a list of weakness which affects our dialogue. Then discussion held to find out solution of these weak points.

Date – 14.Feb.2014

Session – III & IV

Day – Friday

Time – 2:30- 5:30

Resource person- Dr. Amiya Pahare

Topic- Quiz as a teaching aid

Dr. Pahare stated that- content should be delivered in an interesting manner and learning should be an active process. Quiz is an effective aid to avoid monotony and repetitive tendency. Quiz stimulates the students for involvement. It also motivates to rectify the faults. Quiz motivates team work and co-operation. Simple questions, video clips, jumbled words etc. may be framed as questions for quiz.

Date – 15.Feb.2014

Session – I & II

Day – Saturday

Time – 10:30- 1:30

Resource person- Dr. D. K. Verma

Topic- Environmental Education and Sustainable Development

Bilateral teaching-learning was initiated about the environment in educational institutions, present education system, related issues and problems. Every participant had to speak something about solutions. Then Dr. Verma illustrated the terms Bio-accumulation and Bio-magnification with examples. He also introduced the terms Ontological, Epistemological and Methodological Research. The Resource person told about the structure and process of the different assumptions.

Date – 15.Feb.2014

Session – III & IV

Day – Saturday

Time – 2:30- 5:30

Resource person- Dr. K. M. Jain

Topic- Creating Quality Environment in the Campuses of Higher Education Institutions

Dr. Jain introduced the participants about Challenges before higher education institutions necessary to maintain the standards. Quality is a product of timely management. There are few internal and external parameters decided by UGC. He brought awareness of ground realities and hurdles in the way of quality. Our vision and mission may provide success. The resource person explained different criteria for weightage at macro level and micro level. CCE is an effective tool to produce good human resources. He guided the pupil for various methods to make CCE effective and interesting.

Date – 17.Feb.2014

Session – I & II

Day – Monday

Time – 10:30- 1:30

Resource person- Mr. N. K. Buwade

Topic- M.S. word (Theory)

The resource person started with all the basics of computers. Even explained shortcut keys, tab- key, tool bar, fonts, line spacing, compatibility mode etc. were explained interestingly. He also demonstrated how to insert and modify a blank page, table, chart, smart art, header, footer etc. He also taught about page layout, margins, page border, water mark etc. Mail

merge helps to maintain student's record and makes the task easy. At the end of session Mr. Buwade gave an interesting assignment.

Date – 17.Feb.2014

Session – III & IV

Day – Monday

Time – 2:30- 5:30

Resource person- Dr. D. N. Sansanwal

Topic- Research Methodology

Initially Dr. Sansanwal presented a test in Research Methodology and Statistics but it was difficult for many participants to face those questions. Then, he derived the definition of Research from five basic terms- Problem, Activity, Solution, Systematic and Process. A research may be qualitative or quantitative on the basis of nature of data. Degree of utility or Applicability classifies the researches into three categories- Fundamental research, Applied research and Action research. He also clarified the concepts of Philosophical, Historical, Survey and Experimental researches.

Date – 18.Feb.2014

Session - I

Day – Tuesday

Time – 10:30- 12:00

Resource person- Dr. Jayshri Bansal

Topic- Pre-Preparation of Seminar Presentation

Dr. Bansal said that Seminar presentation is a main part of lifelong teaching-learning process and she discussed how to give seminar presentation. Updated knowledge makes us confident to face the queries of listeners. We should keep in mind to remove fear through following- Accept that I have fear. Never miss an opportunity. Don't fall on trap of other people's suggestions. Give your 100% for self satisfaction.

Date – 18.Feb.2014

Session - II

Day – Tuesday

Time – 12:00- 1:30

Resource person- Mr. N. K. Buwade

Topic- Use of Internet

Mr. Buwade demonstrated how to access any website through Internet explorer or Mozilla fire-fox or Google chrome browsers. Time, fuel and energy can be saved if we pay the electricity bill or telephone bill through internet. Online ticket reservation is a time saving process. IRCTC also provides us the exact status if we enter our PNR number. Details of any organization become available in our room only through World Wide Web. Various functions available on gmail services make our work more convenient, like search of a sender or receiver, create new folder, group contact etc.

Date – 18.Feb.2014

Session – III & IV

Day – Tuesday

Time – 2:30- 5:30

Resource person- Dr. D. N. Sansanwal

Topic- Research Methodology

All the participants were ready to get new knowledge through Jerk Technology used by Dr. Sansanwal. He delivered a lecture on steps of research. Identification of the problem is the first step. The resource person explained the difference between identification and selection. He told us how to decide the area of research. Objective writing provides the direction to researcher. Before writing a title we should select the variables on which the research is desired.

Date – 19.Feb.2014

Session – I & II

Day – Wednesday

Time – 10:30- 1:30

Resource person- Dr. D. N. Sansanwal

Topic- Research Methodology

The resource person discussed about the relationship between standard deviation and mean of a series of values. He told that standard deviation means difference within group values. Value of standard deviation can be greater than mean. There may be basically two types of variables in any research- Independent variables and dependent variables. Result of research may be influenced due to effect of intervening variables. He also illustrated intrinsic and extrinsic variables with examples. A problem can be identified through review of related literature in journals, INFLIBNET, thesis, e-journals, project report etc. formal sources like seminar, conference and informal sources like television, newspaper, radio also helps us to identify the problem for research work.

Date – 19.Feb.2014

Session – III & IV

Day – Wednesday

Time – 2:30- 5:30

Resource person- Dr. C. K. Sardana

Topic- Competency Building of Teachers

Dr. Sardana instructed the participants to be a member of a professional body, relevant to the subject stream. An effective teacher should have effective communication skill. New methodology should be implemented to maintain interest. Appropriate modification and friendly relationship makes the teaching- learning effective. Self-study, self-motivation and full preparation before class makes our presentation effective. Use of visual aids, role playing, symposium, interposed questions, group discussions etc. are innovative techniques. Celebrating birthdays and organizing welcome party are the tools to bridge the gap between students and teachers. The resource person demonstrated organizing press conference during last twenty minutes.

Date – 20.Feb.2014

Session – I & II

Day – Thursday

Time – 10:30- 1:30

Resource person- Dr. Anand Kar

Topic- Research Proposal

Dr. Anand Kar stated that research proposals are required to receive funds for modification of lab with new tools, to enrich API scores, to get an opportunity to visit abroad and

due to so many exciting reasons. He told us various conditions for proposal to be accepted for grant. Complete Bio-data of Principal Investigator and Co-investigator should be attached. Introduction of the propose work should be supported by references. These references must be given in a proper format. Clearly stated objectives and hypotheses gives a direction about what is to be done. Relevance of the study and research design indicates an outline. One should mention approximate break-up of the total plan into yearly plans or six monthly plans.

Date – 20.Feb.2014

Session – III

Day – Thursday

Time – 2:30- 4:00

Resource person-

Topic- Library

All the participants went to Library.

Date – 20.Feb.2014

Session – IV

Day – Thursday

Time – 4:00- 5:30

Resource person-

Topic- Computer Lab

All the participants found some difficulties in the practical use of computer system. Practical work in the computer lab is essential to combine theoretical and practical knowledge and, therefore, we worked with concentration in the computer lab.

Date – 21.Feb.2014

Session - I

Day – Friday

Time – 10:30- 12:00

Resource person- Dr. Kamakshi Agnihotri

Topic- Curriculum Design

Dr. Agnihotri illustrated that syllabus is a part of curriculum by giving few examples. Curriculum is the totality of experiences provided to students. Subject is a tool which tries to develop general skills in the students. Curriculum is designed according to expectations of the society. It should be planned in such a way so that need of that age group may be fulfilled. Objectives, List of content (integration and sequencing), Method of Teaching and Evaluation are the four components of curriculum design. There are four basic designs of curriculum- Learner centered curriculum, Subject centered curriculum, Problem centered curriculum and Experience centered curriculum.

Date – 21.Feb.2014

Session - II

Day – Friday

Time – 12:00- 1:30

Resource person- Dr. Madhulika Varma

Topic- Curriculum Design

The resource person explained that Learner centered curriculum is based on interest and need of the learner. It remains unplanned but structured. Learner centered design may be Activity centered or Child centered. For the first one, activities are designed in advance. While the child centered design is decided on the spot after seeing the students. An example was given to describe the learner centered design. For this different methods of teaching may be used like- Drama, story- telling, Role playing etc.

Date – 21.Feb.2014

Session – III & IV

Day – Friday

Time – 2:30- 5:30

Resource person- Dr. A. V. Sharma

Topic- Visual aids

Dr. Sharma presented classification of teaching aids. Then he told importance of each type of teaching aid i.e. Audio aids, Visual aids and Audio- Visual aids. A gesture of hand and a shadow of body or fingers are also helpful in our presentation. Mental perception of the information may be developed by using visual aids. A neatly prepared, clean and eye- catching teaching aid attract the attention of students. All the participants took interest in viewing a Documentary film on- History of Islam in India. Which tells that how Hindus & Muslims celebrate same festivals together all over in India. A lovely video covered the fusion of cultures. It gives a message that believes in one God and same quality of all Religions.

Date – 22.Feb.2014

Session - I

Day – Saturday

Time – 10:30- 12:00

Resource person- Dr. Kamakshi Agnihotri

Topic- Curriculum Development

Participants were already introduced about the basic concepts of curriculum, components of curriculum and basic designs of curriculum. After getting the details of learner centered design participants were taught about phases and steps in curriculum development. The resource person presented a self explanatory flow chart dealt with entire procedure. Curriculum development team makes systematic analysis of intended outcome and content. Pilot testing and evaluation are the basis to implement or redesign the curriculum, if necessary.

Date – 22.Feb.2014

Session - II

Day – Saturday

Time – 12:00- 1:30

Resource person- Dr. Anand Kar

Topic- Research Proposal

Dr. Anad Kar delivered a lecture on styles of referencing a textbook, edited book, chapter in book, research papers in journal, Ph.D. Thesis and conference proceedings. Some journals publish only abstract of research work, then, with that reference (Abst) should be mentioned in the bracket. There is a little bit of difference in writing reference of books with single author or more authors. If new edition is published then it should be specified with the name of that book.

Date – 22.Feb.2014

Session – III

Day – Saturday

Time – 2:30- 4:00

Resource person-

Topic- Library

All the participants went to Library.

Date – 22.Feb.2014

Session – IV

Day – Saturday

Time – 4.00- 5:30

Resource person- Dr. Madhulika Varma

Topic- Curriculum Development Model

Dr. Varma explained the characteristics of problem centered curriculum design. It may be classified as- Life situation design and Core curriculum design. Program is decided after entering in the class (on the spot) in the experience centered design. It emphasizes on the active

participation and interest of learners. Experience centered design may be Humanistic or Radical. Subject centered designs are based on IQ and emphasize on lecturing. Everything is preplanned-like course content, time table etc. again these are classified as discipline design, Broad field design, Correlation design and Fusion design.

Date – 24.Feb.2014

Session – I & II

Day – Monday

Time – 10:30- 1:30 PM

Resource person- Mr. Nandkishor Buwade

Topic- MS Word- Practical

All the participants were excited to know more about the applications of computers. Mr. Buwade paid attention towards all the individuals. He solved the problems related with MS-word. Instructions were given to perform the functions step by step. Only key board can be used to select paragraph, cut and paste content, move the cursor etc. we can edit a paragraph, insert a table and can remove the borders of table after entries. Hyperlink is a tool which helps to have a direct link with any website.

Date – 24.Feb.2014

Session – III & IV

Day – Monday

Time – 2:30- 5:30

Resource person- Prof. Y. Narasimhulu

Topic- Best Practices in Teaching

The statement given by resource person was that- "Indian people are respected all over the world due to our education and values. Therefore, we should serve the society and nation." Teachers should teach beyond the textbooks and foster thoughtful questions to motivate the students. Peer teaching, Stimulation and Games, Cooperative Group Assignments are few of

active learning strategies. Feedback promotes awareness for improvement. Professional competencies of a teacher may be related with teaching, research, curriculum, emotional, environmental, cultural and Communication competencies.

Date – 25.Feb.2014

Session – I & II

Day – Tuesday

Time – 10:30- 1:30

Resource person- Dr. K. Subramaniam

Topic- Conflict & Conflict Resolution

Dr. Subramaniam stated that conflict is a necessary by-product of human interaction. Societal norms in which people are brought up, builds nations, which influence family values. These values shape up personality & individual preferences. When there is clash in the preferences then conflicts arises. There are some socio-economic reasons, like – Gender bias, Patriarchal, Dominance theory, Exposure, Emotional attachment etc. Maturity and Tolerance are necessary for conflict resolution. Economic reasons & personal preference may also create conflicting situations. Adoptability, Adaptability and Adjustability are essential for conflict resolution. There are three level of conflicts- Intellectual conflict, Emotional Conflict, Spiritual conflict. Sense of belongingness should be felt to minimize the conflict.

25. Feb. 2014

Session III & IV

Tuesday

Time 2:30 – 5:30

Dr. Ganesh Kawadia

Globalization and Indian Economy: Challenge & Opportunities

Dr. Kawadia presented the content in very interesting & effective way. He illustrated the benefits of globalization with many examples. Only communication was a cause of a great revolution. Globalization reduced the burden on the natural resources. All of us have freedom to invest in any part of the world. We can see the effect of globalization on the education system.

There is an expansion of knowledge in all the fields and on the other hand a great competition can be visualized all over in the world. We follow the system of judgment on the basis of maximum votes. Globalization is a free trade as well as domination. It is integration of all the economic power but at the same time it is monopolization of power. Eurocurrency, WTO, Technological up gradation etc. are the achievements under globalization. He also acquainted us about many available opportunities for Indian economy. Many illustrations with examples were presented. At the end he said that there are so many opportunities in the field of technology.

26. Feb. 2014

Session- I & II

Wednesday

Time - 10:30 – 1:30

Dr. K. Subramaniam

Work Ethics & work commitment

The Resource person introduced the term ethics & then said that ethics are essential for professional honesty. Accountability means to follow code of conduct. There are three routes of ethics – low route, high route and the fusion route. The public service values to obey & implement law, to serve the public interest, to take individual responsibility. Dr. Subramanian discussed about navigating between personal responsibility, political responsibility and professional responsibility. Empathy, appreciation and understanding of the values of others are the tools for work commitment. It also depends upon impartiality, knowledge of the law, carefulness and thoughtfulness. One should be able to judiciously use available resources and try to avoid the acceptance of gifts.

26. Feb. 2014

Session III & IV

Wednesday

Time 2:30 – 5:30

Dr. Nitin David

Gender Sensitization

There is an expansion of knowledge in all the fields and on the other hand a great competition can be visualized all over in the world. We follow the system of judgment on the basis of maximum votes. Globalization is a free trade as well as domination. It is integration of all the economic power but at the same time it is monopolization of power. Eurocurrency, WTO, Technological up gradation etc. are the achievements under globalization. He also acquainted us about many available opportunities for Indian economy. Many illustrations with examples were presented. At the end he said that there are so many opportunities in the field of technology.

26. Feb. 2014

Session- I & II

Wednesday

Time - 10:30 – 1:30

Dr. K. Subramaniam

Work Ethics & work commitment

The Resource person introduced the term ethics & then said that ethics are essential for professional honesty. Accountability means to follow code of conduct. There are three routes of ethics – low route, high route and the fusion route. The public service values to obey & implement law, to serve the public interest, to take individual responsibility. Dr. Subramaniam discussed about navigating between personal responsibility, political responsibility and professional responsibility. Empathy, appreciation and understanding of the values of others are the tools for work commitment. It also depends upon impartiality, knowledge of the law, carefulness and thoughtfulness. One should be able to judiciously use available resources and try to avoid the acceptance of gifts.

26. Feb. 2014

Session III & IV

Wednesday

Time 2:30 – 5:30

Dr. Nitin David

Gender Sensitization

The beginning of session was done with pupil participation by being involved in strategic thinking. Dr. David told a small story with an ambiguity & asked a mind blowing but simple question. Only few of participants could respond. Why we imagine a male only while somebody talks about surgeon, engineer, army officer etc. Then, he distributed a sheet having twenty questions to put tick mark. After ten minutes discussion was held about the confusion in the terms sex & gender. Sex is biologically identified while gender refers to social attributes. Again a small story – 'Half a perfect couple' was given on a handout. Then, he initiated a discussion to know the views of all the participants about the possible reasons of that situation. The resource person said that individual differences within gender may be as big as difference between genders. Few question were asked under the heading 'an impossible dream'. Finally, women are more nurturing & gentle than men.

28. Feb. 2014

Session I & II

Friday

Time 10:30 – 1:30

Dr. Man Singh Parmar

Classroom Communication

A discussion was started initially with the meaning of communication. The resource person delivered a lecture on the types of communication. Intra personal communication provokes thinking. Inter personal communication helps in sharing of thought sand feelings in all the professions. In a classroom situation we follow a group communication. Feedback during Group communication never remains much effective, because there is no one to one contact. When we send a message through any media or signals or transmitters to a large number of people, it is called mass communication. Knowledge, Respect, Responsibility, Clarity, Familiar words and Brevity are the elements for effective communication. He also presented the tips to be followed for publishing an attractive college magazine.

28. Feb. 2014

Session III & IV

Friday

Time 2:30 – 5:30

Dr. Rishi Dubey

Leadership & Mentoring

Dr. Dubey expressed the views that all the learners should be involved in teaching and learning. Therefore, he presented a video clipping from the movie- 'chak de India'. Instructions were given to observe the gestures, dialogues and different dimensions of the roles played there. All of the participants presented their views essentially. The resource person conducted an integrative session to bring out the qualities of a leader. A leader should have balanced nature, patience, passionate, decent and conscious about all the members of team. A leader should present himself as a role model with innovative & creative ideas even after having so many pressures. Risk taking capacity can change the world. Be responsive rather than being aggressive and reactive.

01. March 2014

Session I & II

Saturday

Time 10:30 – 1:30

Dr. Rishi Dubey

Team Building

The resource person explained that how probation period brings maturity with time and also makes an individual to be an effective leader. Awareness about the strengths and weakness of every member of team should be kept in mind before handing over any responsibility to team members. A leader should be on the backside of the team to observe performance & discipline of team. All the individuals should follow the decided standards. Similar mission & thoughts towards organization are important characteristics of a good team.

01. March 2014

Session III

Saturday

Time 2:30 – 4:00

Dr. Akhilesh Singh

Topic-E-content

Dr. Singh introduced the participants the term NMEICT – National Mission on Education through Information & Communication Technology. In remote areas students cannot access enriched content therefore e-content may be used as great tool. Already available material on internet is in typical language. We can prepare e-content in regional languages. It also can be developed by making it easy with relevant photo & video of local area. Segmentation (Subject Mapping) is essential for preparation of modules. Five principles of Skinner's theory are the basis to make an effective study material. E-content development is under intellectual property right (IPR) & is a challenging Task.

01. March 2014

Session IV

Saturday

Time 04:00 – 5:30

Dr. Chandan Gupta

Documentary Films

All the participants introduced themselves and then, viewed an eye catching documentary film on 'A picnic spot– Mandu'. Historical & Cultural enrichment made it a tourist place. In that attractive film there was a good combination of theme & music. Similarly we can prepare educational movies for different subject. For this purpose a well – equipped studio should be available. The trainees got an opportunity to visit studio at EMRC. Dr. Gupta told that perforated walls filled with cotton wool are required to absorb the unwanted sounds. Tele-performer is used for news reading. There are so many systems for mixing the visuals of incidence & news reading. Any practical, demonstration of procedure, mechanism, life cycle can be taught through these mini films.

03. March 2014

Session I & II

Saturday

Time 10:30 – 1:30

Dr. A.K. Bharadwaj

Lecture Method

Dr. Bhardwaj asked all the participants to introduce & tell the expectation from the sessions to be conducted by him. During this period he observed all of us about our way of talking & presentation, sitting posture, language, attitude etc. He taught that lecture is always supported by: SAT- Systematic Approach for Teaching and LU- Learning unit. A diagrammatic presentation was explained for dimensions of teaching i.e. directive, non-directive, nurturing & challenging. There are 19 different methods for teaching. Training is a planned process while teaching is a lifelong activity. Environmental factors, motivational factors & behavior factors affect performance.

03. March 2014

Session III & IV

Saturday

Time 2:30 – 5:30

Dr. A.K. Bhandwaj

Lecture Method

The resource person stated that we should organize learning events according to entry behaviour of learners. There are four stages of learning unit. Our objectives for any lecture should be stated in behavioral terms. Assessment of performance is possible by giving specific & encouraging feedback. Receiving feedback is also an art for further improvement. Later on he explained the Advantages & disadvantages of lecture method. Make an outline before teaching. It is to create interest, tell need, then title, time-duration and achievable objectives. For PPT preparation we must follow 7/7 rule – it means 7 words in a line and 7 Lines in a slide. At the time of teaching one should be clear, accurate, brief & specific. He suggested ways to deliver an effective lecture.

04. March 2014

Session I & II

Tuesday

Time 10:30– 1:30

Dr. A.K. Bharadwaj

Discussion Method

In the views of Dr. Bhardwaj, We should know the expectation of learners before teaching as it can give maximum output if they are ready to receive. A learner thinks during the period of rest about the content taught in the class, then only learning happens. A unit may have target task, problematic task & now task we must focus on target (new) task. A revision of the previous session was followed by a practical session. All the candidates were divided into two sections. One of the sections was judged by Dr. Shinde. Feedback to another was given by Dr. Bharadwaj. All the participants had to give a lecture on the prescribed points. Pupil learned a lot by this practical experience.

04. March 2014

Session III & IV

Tuesday

Time 2: 30- 5:30

Dr. A.K. Bharadwaj

Discussion Method

Dr. Bhardwaj said that discussion is opposite to lecture. In discussion there is no predetermined direction to be followed. Here teacher plays a role of facilitator only. It is learner centered method. This gives an opportunity to exchange ideas, opinions & information. Group discussions are useful for learning problem solving & decision making. Group behaviour & quality of questions influence the discussion. For effective discussion we should carefully observe the learning event & record the main points. A pre planned checklist, should be used for this. A discussion should be initiated with introduction & High order Question (Key question) High order Question is that which reflects an idea to be applied in an entirely new situation. There may be open/ closed\probing questions during the discussion. A discussion should be ended with a closed question.

05 March 2014

Session I & II

Wednesday

Session 10:30- 1:30

Dr. A.K. Bharadwaj

Practical Session for discussion

All the participants had to be prepared with any topic & different questions to conduct a discussion. In the beginning of the session the resource person recalled the structure of discussion. A short introduction having facts should be given, need not to present own views. Team building & motivation should be kept in mind for a good decision making. For introducing a topic; tell a case study, then link it to experiences, explain objectives lastly summarize responses. Different types of discussions such as- decision of panchayat (Problem solving), old age home (Analytical) & surrogated mother (New Situation) etc. were conducted by the participants. Dr. Bharadwaj gave a feedback for the discussion session.

5 March 2014

Wednesday

Dr. A.K. Bhandwaj

Topic- Feedback for discussions

Session III & IV

Time 2:30-5:30

Discussion conducting is an art. This art can be refined by practice only. The first participant was interfering during discussion- the leader should try to put probing question, if it is stopped due to any reason. Don't start any discussion with a lower order question. One should note down the points which will be helpful to summarize. Acknowledge contribution of each. E_2H_2 formula should be implemented for full participation i.e. Eyes + Ears + Hand + Heart. If more than one member speaks together then always have patience to control the situation. The message given in the introduction should be clear, candid & comprehensive. The resource person also taught that how to use practical as a method of teaching. A management game was conducted at the end of session. Feedback was given for the performance & behavior of all the individuals.

6 March 2014

Thursday

Dr. Niranjana Shrivastava

Session I & II

Time 10:30-1:30

Topic- Computer– MS Office

A demonstration of the functions of MS-Excel was given by Dr. Shrivastava. Spread sheet is useful for analysis purpose, Calculations, graph, sort & filter etc. Any chart prepared on MS-excel can be copied to paste in any other document. The resource person also trained us about Google search, PPT prints, explained the difference between PPT & PPS etc. Trainees also tried to perform the similar functions on LCD projector under the guidance of Dr. Shrivastava. A test was organized during this session. There were 20 objective type questions & 1 descriptive type questions in the written test paper. A practical test was held in the computer lab at IIPS. Each individual was to prepare own MS-word document containing chart & MS-PowerPoint presentation.

6 March 2014

Thursday

Dr. Ashutosh Mishra & Dr. Gyanprakash

Seminar Presentation

During this session all the participants had to be prepared for their presentation. The session was started with the topic 'Right to Information Act-2005' by Dr. Aparajita Roy. 'Kabir Ki Prasangikta' was the topic chosen for its importance for entire nation. A topic 'Quality education' was introduced to bring awareness. Seminar on 'Indian constitution' provided a base for unity & integration. 'Inquiry training model' is also helpful to make the teaching interesting. 'The study of tourism centers' & 'Indian Tribes' was beneficial to know about our country. Seminars on 'Nature of language' and 'social work- an introduction' were also related to our daily life. At the end of session a seminar was presented on 'Mobile radiation & its hazards'. Overall the session was full of knowledge.

07 March 2014

Friday

Dr. Anand Kar

Session III & IV

Time 2:30-5:30 PM

Session I & II

Time 10:30-1:30

Article Preparation & Publication

The resource person told advantages of article publication. Then, he delivered a lecture on types & procedure of preparing an article. We should study carefully the recent instructions to author, charges to be paid, scope of that journal etc. Take care about fonts, heading, spacing indent, table/figure arrangement, reference restrictions etc. An article may be general article or review article. An original research paper is entirely based on research. An article should contain less than seven keywords, acknowledgement, tables, figures etc. Referencing style varies sometimes, so we should see a previously published volume. Electronic submission saves postal money. An outline and formal request should be there in the covering letter.

Date – 07.Mar.2014

Session – III & IV

Day –Friday

Time – 2:30- 5:30

Resource person- Dr. Ashutosh Mishra & Dr. Gyanprakash

Topic- Seminar Presentation

The session of seminar was started with presentation on the topic “Structure of Research Paper”. Few of the topics were chosen from science background- Biodiversity & Conservation, Global Warming, General Questions (Physics) related to life. “Yoga in our daily life” and “Basics of Life Style Management” were also knowledge giving presentations. “Law of Marginal Loss” was presented with data and graphs. During one presentation comparison of English was done with Indian Languages. “Effect of Globalization on various tribes” was also an interesting seminar. “Inflation in India” and “New Humanism” were the typical topics but presented in a very simple way. “How to use Google effectively” was also demonstrated. At last a very interesting introduction of Aadim jati was given with eye- catching visuals.

Date – 08. Mar. 2014

Session I

Day- Saturday

Time 10.30-12.00

Resource person: Dr. S.P Gautam

Topic: Tulsi ke/ki Manas ke Vidyan

The first session of this day, the resource person delivered his scientific view by the reference of Tulsi ke/ki Manas ke Vidnyan. Really I am happy for this session. This session has changed my IQ regarding research. I will implement most of the things in life and research. The great saint and writer Tulsidas's broad view of this cosmos has reflected in his "Ramcharita Manas". The resource person very skillfully and scientifically explained it with appropriate examples comparing to the modern science and modern technology. The broad view of this universe we will learn through the "Ramcharita Manas". This session provided us the great energy which will be useful for not only me but also to the society. Thanks to Dr. S.P. Gautam.

Date – 08. Mar. 2014

Session II

Day- Saturday

Time 12.00 – 1.30 PM

Resource person: Mr. Manohar Dubey - IAS

Topic: Lok Seva Kendra in MP

This was second gift for us in a day. The resource person gave us the detailed information of Lok Seva Kendra and citizen charter. He gave us depth knowledge of other countries and India. He told us that it started in 1997 and implemented from 25th Sept. 2010.

He also told the story of citizen charter act of M.P. He also focused his talk on the importance of Lok Seva Kendra. He gave many examples which are related our dally life and those were solved by this act.

Date – 08. Mar. 2014

Session III & IV

Day- Saturday

Time 2.30 – 5.30

Resource person: Dr. Alka Sharma

Topic: Shadow Talk

The afternoon session, resource person delivered her speech on attitude. According to her, if human being has the positive attitude he can change the world. She also focused on the today's problem of nuclear family and its effect. According to her positive attitude can be created by man only with the help of joint family.

Date – 10.Mar.2014

Session - I

Day –Monday

Time – 10:30- 12:00

Resource person- Dr. Bhumesh Gupta

Topic- Spiritual Living

Dr. Gupta delivered a lecture on Success and Happiness. Achievement of happiness is success but achievement of success is not happiness. Nobody can judge about our character. Basic characters of all the persons are same, but situations and circumstances give it a shape. This was illustrated with many examples. We should follow all the phases of any process to get success. Our behavior depends upon the attitude and attitude is based on perception. People behave differently in different situations. Its example was presented in the class. As we need a background to write something similarly, one should know the background of any person before judging his attitude.

Date – 10.Mar.2014

Session - II

Day –Monday

Time – 12:00- 1:30

Resource person- Dr. N. K. Dhakad

Topic- Service Rules

Dr. Dhakad expressed the views that the staff should be aware about their rights and therefore, should know the rules. U.G.C. has a huge amount and provides grants for development. There are various sections in any institution for a specified work. Important information provided about ratio of earned leave (E.L.) and duty during vacations. Even after being a faculty we should study about accounts section and audit section. There are store and purchase rules for consumable and non-consumable items. Requirement of calling tender and maintain inward- outward section also discussed. Different Comities for cultural activities, sports and hostel are helpful to run an institution.

Date – 10.Mar.2014

Session – III & IV

Day –Monday

Time – 2:30- 5:30

Resource person- Dr. Ganesh Kawadia

Topic- Rural development & Panchayati Raj

According to the resource person- India is a nation of Unity in diversity. There are so many complexities. It is necessary to make efforts for removal of these complexities. He also talked about Community Development Program- IRDP (1952) and third five year plan (1961-66). A documentary film was shown to the trainees. Integrated Rural Development Program (IRDP) described how Panchayati Raj plays an important role in rural development. It includes the clippings of Hiware Bazar at Ahemadnagar (Maharashtra). It is far away from evils of society. The participants realized that it is a live example for happiness and progress.

Date – 11.Mar.2014

Session - I

Day –Tuesday

Time – 10:30- 12:00

Resource person- Dr. Namrata Sharma

Topic- Positive Attitude

Dr. Namrata Sharma said one should develop a positive attitude by controlling our reaction. At any given situation a person should pause for a while think and act. She concluded her talk by showing a clip which motivated all the participants to think and change themselves into more positive human beings.

Date – 11 Mar.2014

Session - II

Day – Tuesday

Time – 12:00- 1:30

Resource person- Dr. Jayshri Bansal

Topic- Formal Feedback

A formal feedback of the participants was taken by Dr. Jayshri Bansal. The participants were given a practical exercise in which it could be brought out what they were able to learn and how other participants helped them in learning during the four weeks of this course. In addition, each participant was given an individual note book in which they were asked to write their name. The note book was then passed on to other participants who wrote positive qualities of the participant whose note book was given to them. In this way, each participant wrote about all the other participants.

Date – 11 Mar.2014

Session – III & IV

Day – Tuesday

Time – 2:30- 5:30

Valedictory Function

Honorable Vice Chancellor Prof. D. P. Singh was the chief guest on the occasion. Dr. Bhumesh Gupta and participants welcomed the chief guest with flowers. Dr. Gupta told briefly about ASC and background of Orientation Programmes as envisaged by UGC, New Delhi. Dr. Jayshri Bansal, coordinator of the Orientation Programme presented a brief review of the activities in the course. Some of the participants gave feedback of the course. In the end, the chief guest addressed the participants and distributed the certificates to the participants.

S.No.	Participants Name	Seminar (25)	Regularity, Punctuality (5)	Initiatives (5)	Conduct (5)	Responsiveness (5)	Assignment (10)	Computer (20)	Research Proposal (25)	Total (100)	Grade
1	Dr. Aparjita Roy	18	5	5	5	5	10	18	9	75	A
2	Mrs. Mamta Laware	18	2	2	1	1	8	15	18	65	B
3	Dr. Sangeeta Kolawat	21	3	2	2	3	8	16	21	76	A
4	Dr. Sanjay Solanki	21	5	1	2	2	10	17	19	77	A
5	Ms. Shashi Kalia Choudhary	19	4	5	5	5	8	18	17	81	A
6	Vasant Nanarao Patange	20	5	2	3	3	8	15	19	75	A
7	Mr. Pankaj Kumar Ahirwar	20	4	1	3	2	9	16	13	68	B
8	Rathod Balaji Shivram	18	5	2	2	3	8	16	13	67	B
9	Dr. Patil Pramod Gokul	18	5	2	3	4	9	15	19	75	A
10	Dr. Timkikar Dattatray Santram	20	5	4	4	4	8	17	17	79	A
11	Mr. Rahul Yashwantrao Nikam	22	5	5	4	5	9	16	15	81	A
12	Lalit Kumar Bhataniya	20	4	4	4	4	9	18	13	76	A
13	Dr. Pankaj Kumar Shah	21	4	4	4	5	9	18	15	80	A
14	Dashrath Arya	21	4	3	2	1	9	18	18	76	A
15	Dr. Anil Gokul Beldar	19	2	3	4	4	9	17	21	79	A
16	Mr. Krishna Jhare	21	4	3	3	3	9	16	17	76	A
17	Pramod Kumar Sen	21	4	2	2	2	8	18	18	75	A
18	Dr. Chhatar Singh Mourya	19	5	2	3	2	8	10	15	64	B
19	Mr. Ramesh Chouhan	18	5	3	3	3	8	15	14	69	B
20	Prakash Pagare	19	5	3	4	3	10	14	17	75	A
21	Mr. Roju Baghel	18	5	3	3	3	8	18	18	76	A
22	Mr. Hira Singh Jamod	20	5	3	2	3	8	15	13	69	B
23	Ms. Kiran Watti	20	5	3	3	4	10	15	15	75	A
24	Mr. Ramakant Ambadas Chaudhary	20	3	5	5	5	8	16	16	78	A
25	Mr. Ratneshwar Champaklal Bhavsar	20	4	4	4	4	9	18	21	84	A

Sanjay

Sanjay

Sanjay

Sanjay

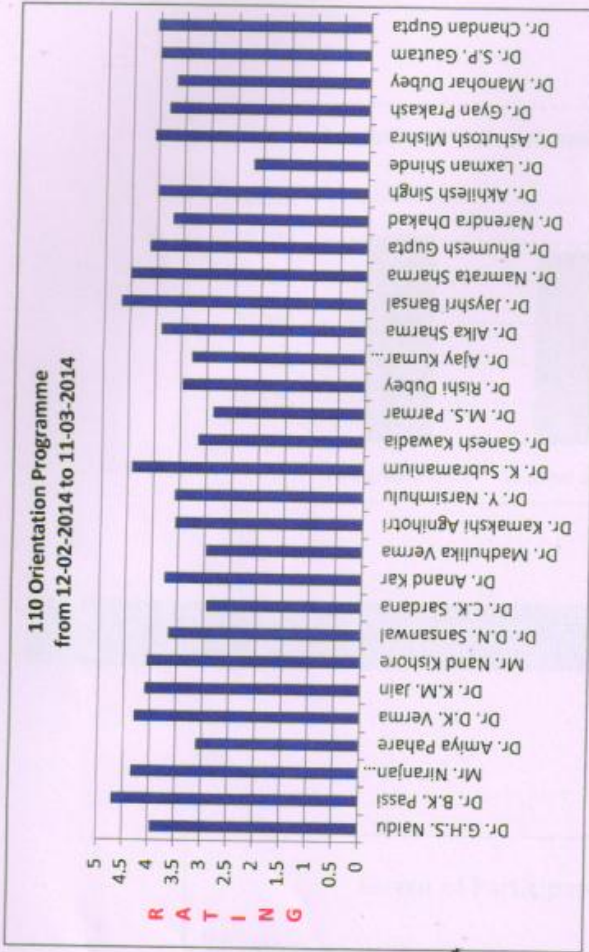
Sanjay

Sanjay

ACADEMIC STAFF COLLEGE
 EVI-AHILYA VISHWAVIDYALAYA, INDORE
 RESOURCE PERSON EVALUATION FORM

110 Orientation Programme
 from 12-02-2014 to 11-03-2014

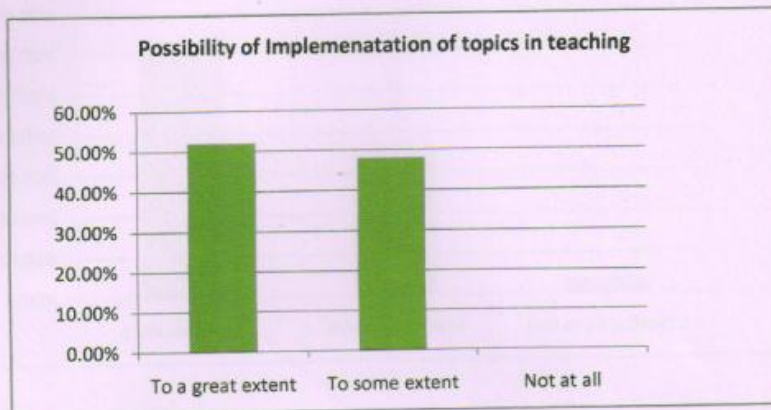
1	Dr. G.H.S. Naidu	3.95	395
2	Dr. B.K. Passi	4.7	470
3	Mr. Niranjan Shrivastava	4.33	433
4	Dr. Amiya Pahare	3.1	310
5	Dr. D.K. Verma	4.29	429
6	Dr. K.M. Jain	4.09	409
7	Mr. Nand Kishore	4.06	406
8	Dr. D.N. Sansanwal	3.66	366
9	Dr. C.K. Sardana	2.94	294
10	Dr. Anand Kar	3.74	374
11	Dr. Madhulika Verma	2.96	296
12	Dr. Kamakshi Agnihotri	3.56	356
13	Dr. Y. Narsinhulu	3.58	358
14	Dr. K. Subramaniam	4.41	441
15	Dr. Ganesh Kawadia	3.15	315
16	Dr. M.S. Parmar	2.87	287
17	Dr. Rishi Dubey	3.46	346
18	Dr. Ajay Kumar Bhardwaj	3.29	329
19	Dr. Alka Sharma	3.89	389
20	Dr. Jayshri Bansal	4.67	467
21	Dr. Namrata Sharma	4.5	450
22	Dr. Bhumesh Gupta	4.14	414
23	Dr. Narendra Dhakad	3.71	371
24	Dr. Akhilesh Singh	4.01	401
25	Dr. Laxman Shinde	2.18	218
26	Dr. Ashutosh Mishra	4.07	407
27	Dr. Gyan Prakash	3.81	381
28	Dr. Manohar Dubey	3.68	368
29	Dr. S.P. Gautam	4	400
30	Dr. Chandan Gupta	4.06	406



FEEDBACK- 1. Topics like Knowledge Creation, Categorization and its Evolution, Cultural Aspects of Education/Teaching, Use of ICT in Education too should have been included 2. More Practice required in Computer Lab, More sessions to be given on Research Proposal and e-content development 3. More facilities in ASC Guest House 4. There should be more reference books in Library regarding International Journal & Text. 5. Education tour too should be a part of the program. 6. Computer Lab should be up to date. 7. Participants highly appreciated the work of the course coordinator and wanted the same coordinator for effectiveness of future orientation programme.

ACTION TAKEN- 1. Next year education visit or industry visit too will be planned. 2. Topics suggested will be tried to be incorporated in the course curriculum. 3. ASC Guest house is already under furnishing. 4. New Computers will be installed in the Computer Lab in future.

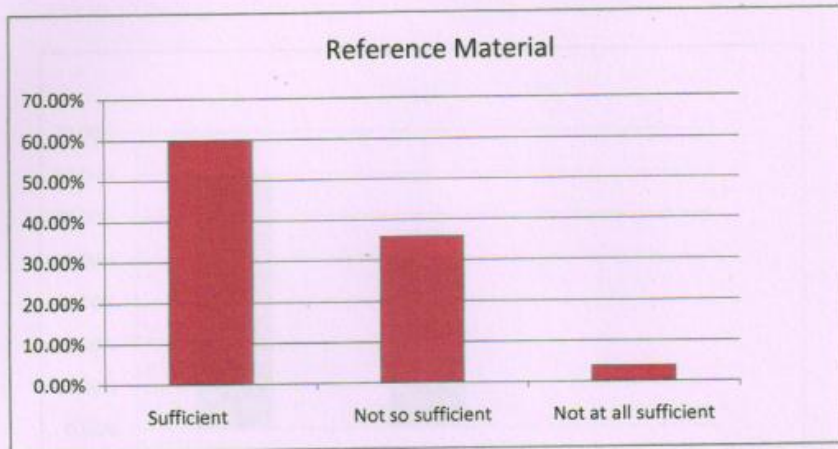
1	Possibility of implementation of topics in your teaching	To a great extent	52.00%
		To some extent	48.00%
		Not at all	0.00%



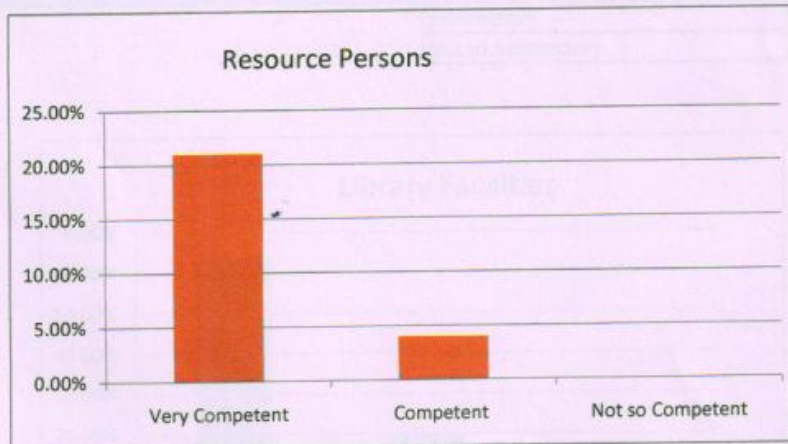
2	Extent of Participation	Everybody participated enthusiastically	64.00%
		Participation was Satisfactory	28.00%
		Participation was not satisfactory	0%



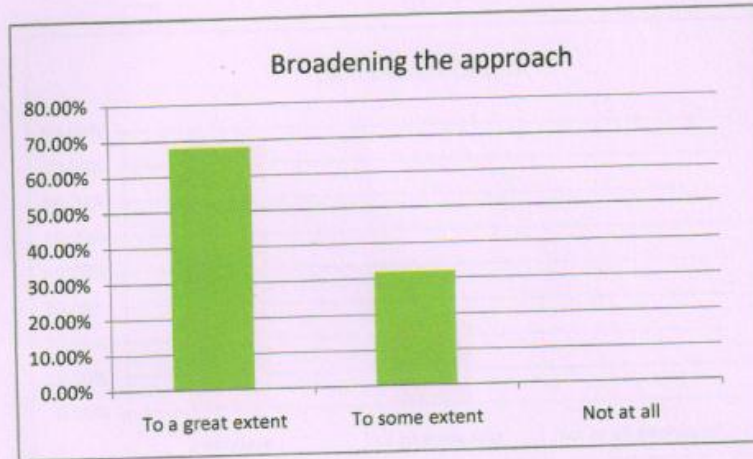
3 Reference Material	Sufficient	60.00%
	Not so sufficient	36.00%
	Not at all sufficient	4%



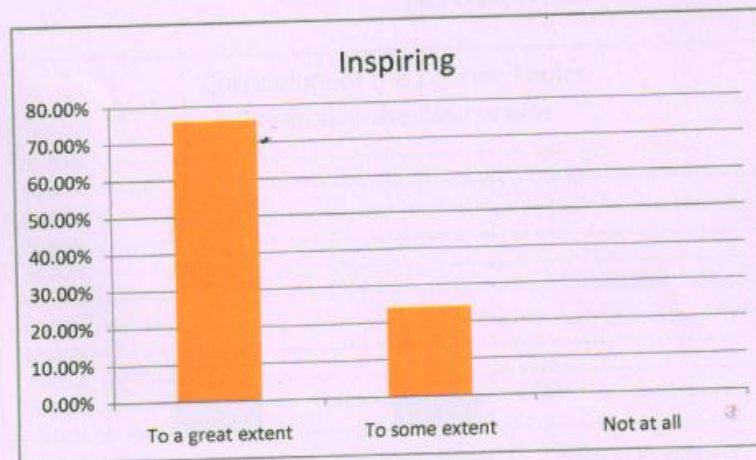
4 Resource Persons	Very Competent	21.00%
	Competent	4.00%
	Not so Competent	0%



1 Broadening the approach	To a great extent	68.00%
	To some extent	32.00%
	Not at all	0%



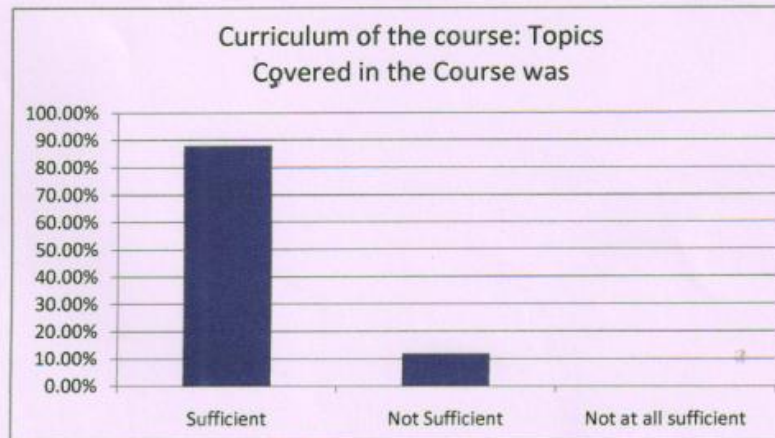
2 Inspiring	To a great extent	76.00%
	To some extent	24.00%
	Not at all	0%



3 Skill Development	Adequate	76.00%
	Not so adequate	24.00%
	Not at all adequate	0%



4 Curriculum of the Course: Topics Covered in the course was	Sufficient	88.00%
	Not Sufficient	12.00%
	Not at all sufficient	0%



5	How would you rate the overall programme?	Very Useful	72.00%
		Very Good	28.00%
		Poor	0%



